

MAIDENHEAD METEOROLOGICAL OBSERVATIONS FOR OCTOBER 2023

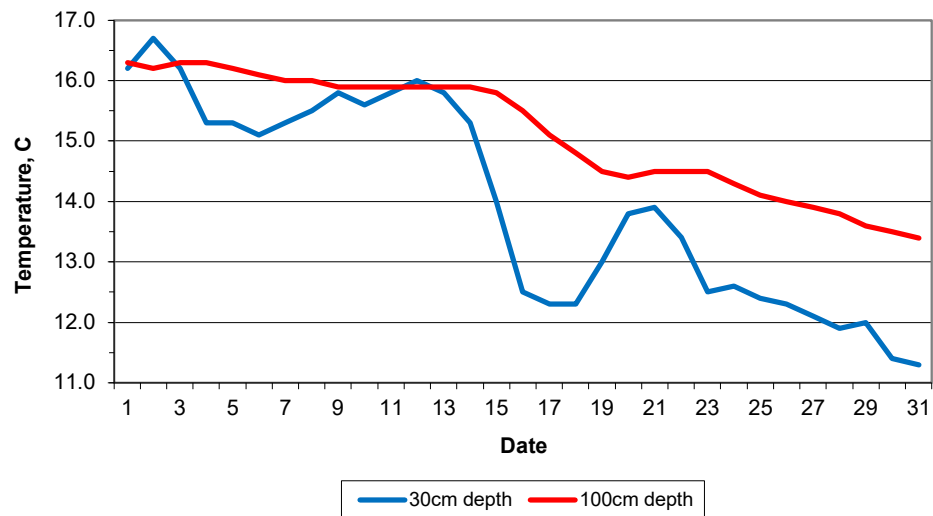
DD	N	dd	ff	ww	VV	0900GMT Temp	RH	Temperature Max	Min	Gmin	Soil temperatures (depth in cm)						E	SS	Rain	Sun	S	L	H	T	G	F	Press	Rain hrs	Fr. hrs	Pch Evap			
											5	10	20	30	50	100																	
01	8	18	05	02	97	18.8	92	21.7	15.9	13.1	14.4	15.2	16.6	16.2	16.1	16.3	10	0	0.0	1.0	0	0	0	0	0	0	1020.5	0.0	0.0	0.8	Number of		
02	8	00	00	02	96	17.4	93	18.1	16.7	12.4	14.5	15.3	17.0	16.7	16.2	16.2	10	0	2.7	0.0	0	0	0	1	0	0	1018.5	1.2	0.0	0.4	days with		
03	6	27	05	02	97	15.2	90	19.1	11.6	8.4	14.4	15.2	15.6	16.2	16.0	16.3	10	0	0.0	7.4	0	0	0	0	0	0	1018.5	0.0	0.0	1.4	2023 normal		
04	2	23	05	02	97	12.7	96	17.9	10.2	8.0	12.5	13.0	14.2	15.3	15.8	16.3	10	0	0.0	4.0	0	0	0	0	0	0	1027.0	0.0	0.0	1.4	Snow/sleet falling		
05	6	23	05	02	97	13.9	85	19.2	12.0	10.0	13.2	13.7	14.7	15.3	15.7	16.2	10	0	0.0	1.4	0	0	0	0	0	0	1025.5	0.0	0.0	1.3	0		
06	4	23	05	02	97	15.3	94	20.4	13.1	10.6	13.5	14.0	14.8	15.1	15.6	16.1	10	0	0.0	5.5	0	0	0	0	0	0	1024.0	0.0	0.0	1.3	50% snow cover 09GMT		
07	3	23	05	01	97	16.8	89	23.6	13.8	10.3	14.0	14.5	15.4	15.3	15.5	16.0	10	0	0.0	6.5	0	0	0	0	0	0	1023.5	0.0	0.0	1.3	0		
08	6	18	02	02	97	14.7	96	23.0	11.9	9.0	14.2	14.5	15.5	15.5	15.6	16.0	10	0	0.0	6.5	0	0	0	0	0	0	1025.0	0.0	0.0	0.7	Hail or ice pellets		
09	7	23	02	02	97	14.4	95	22.6	12.3	9.4	13.4	14.1	15.0	15.8	15.7	15.9	10	0	0.0	6.9	0	0	0	0	0	0	1022.5	0.0	0.0	1.0	0		
10	2	23	02	02	96	15.8	97	19.9	11.2	8.6	12.9	13.9	14.8	15.6	15.6	15.9	10	0	0.0	6.9	0	0	0	0	0	0	1018.0	0.0	0.0	1.2	Thunder		
11	8	23	05	02	97	18.8	91	19.3	14.7	10.0	15.2	15.4	15.5	15.8	15.6	15.9	10	0	9.4	0.1	0	0	0	0	0	0	1013.5	7.2	0.0	0.8	1		
12	8	05	02	61	96	12.7	97	18.8	12.3	8.9	14.6	15.1	15.2	16.0	15.7	15.9	20	0	14.7	0.0	0	0	0	0	0	0	1012.5	9.7	0.0	0.7	Gale		
13	9	23	13	21	97	18.2	93	20.0	12.7	12.6	15.7	15.9	15.8	15.8	15.6	15.9	20	0	8.6	1.8	0	0	0	0	0	0	1000.0	1.3	0.0	0.5	0		
14	0	27	02	02	97	10.5	80	15.0	5.4	4.0	10.6	11.9	13.6	15.3	15.5	15.9	20	0	0.6	8.3	0	0	0	0	0	0	1017.0	0.2	0.0	1.0	Fog at 09GMT		
15	0	31	02	02	97	7.6	97	11.5	3.1	1.1	8.3	9.5	11.6	14.0	14.7	15.8	10	0	0.0	9.4	0	0	0	0	0	0	1027.0	0.0	0.0	1.1	0		
16	7	05	02	02	97	4.8	95	13.2	0.5	-0.9	6.6	7.7	10.0	12.5	13.7	15.5	10	0	0.0	2.1	0	0	0	0	0	0	1022.5	0.0	0.0	1.9	Air frost		
17	7	09	02	02	97	11.3	81	15.4	4.8	7.6	9.4	10.0	11.0	12.3	12.7	15.1	10	0	tr	5.1	0	0	0	0	0	0	1015.5	0.0	0.0	2.8	0		
18	8	09	05	02	97	13.2	77	17.0	11.0	6.7	10.5	10.9	11.4	12.3	12.8	14.8	10	0	11.6	0.0	0	0	0	0	0	0	998.0	7.2	0.0	0.6	Ground frost		
19	7	18	05	25	97	16.2	94	17.9	13.1	8.4	13.1	13.3	12.9	13.0	13.0	14.5	20	0	37.5	1.2	0	0	0	0	0	0	984.0	9.1	0.0	0.4	1		
20	8	23	05	02	97	14.2	97	16.9	14.1	12.8	13.8	14.0	14.0	13.8	13.6	14.4	20	0	0.3	0.5	0	0	0	0	0	0	976.0	0.2	0.0	0.3	0.2mm precipitation		
21	7	13	02	25	96	13.6	97	17.6	10.4	8.0	12.6	13.0	13.4	13.9	13.7	14.5	20	0	4.7	2.3	0	0	0	0	0	0	982.0	2.9	0.0	0.4	18		
22	6	23	02	02	97	8.9	98	15.2	4.7	3.6	9.4	10.5	12.0	13.4	13.6	14.5	20	0	tr	8.4	0	0	0	0	0	0	1005.0	0.0	0.0	0.8	1.0mm precipitation		
23	7	00	00	02	97	11.5	97	15.2	5.7	3.7	9.4	10.0	11.0	12.5	13.1	14.5	10	0	1.3	0.6	0	0	0	0	0	0	1009.0	1.3	0.0	0.6	13		
24	8	00	00	10	96	11.4	94	15.2	8.7	6.9	10.9	11.3	11.9	12.6	13.0	14.3	20	0	3.0	4.4	0	0	0	0	0	0	1001.5	5.5	0.0	0.5	5.0mm precipitation		
25	8	05	02	61	96	10.1	94	13.6	8.0	5.8	10.4	11.0	11.6	12.4	12.8	14.1	20	0	4.5	3.0	0	0	0	0	0	0	995.5	4.6	0.0	0.3	8		
26	8	09	02	60	95	11.9	95	15.5	8.2	6.1	10.8	11.1	11.5	12.3	12.6	14.0	20	0	0.9	3.9	0	0	0	0	0	0	991.0	1.5	0.0	0.5	No sunshine		
27	9	00	00	43	02	9.7	95	14.2	6.6	4.5	10.1	10.5	11.2	12.1	12.5	13.9	20	0	0.2	3.0	0	0	0	0	0	0	990.0	0.2	0.0	0.4	3		
28	4	18	02	10	96	8.0	95	15.0	6.3	3.6	8.9	9.6	10.7	11.9	12.2	13.8	10	0	13.8	4.7	0	0	0	0	0	0	990.0	6.8	0.0	0.4	Mild, wet and cyclonic. Mean		
29	3	00	00	02	97	8.1	94	11.4	6.7	4.2	9.3	10.0	11.1	12.0	12.1	13.6	20	0	7.1	0.1	0	0	0	0	0	0	987.0	3.5	0.0	0.3	temperatures were almost		
30	5	13	02	02	97	7.7	94	14.5	6.0	3.2	8.6	9.3	10.6	11.4	12.0	13.5	20	0	0.5	4.7	0	0	0	0	0	0	995.5	0.3	0.0	0.3	identical to October 2022		
31	8	09	02	10	94	8.4	95	14.3	4.1	1.7	8.3	8.9	9.9	11.3	11.8	13.4	20	0	5.6	1.6	0	0	0	0	0	0	1000.5	7.2	0.0	0.2	although we had the coldest		
Monthly means						12.6	93	17.2	9.5	7.2	11.7	12.3	13.2	14.0	14.2	15.1										1007.6					October night for four years.		
Monthly totals																				127.0	111.3						69.9	0.0	25.6		The wettest October since		
Highest values						18.8		23.6	16.7	13.1	15.7	15.9	17.0	16.7	16.2	16.3				37.5	9.4							9.7	0.0	2.8		2020 but before that we have	
Lowest values						4.8	77	11.4	0.5	-0.9	6.6	7.7	9.9	11.3	11.8	13.4																	to go back to 2004 for a
1991-2020 monthly climatological average						88	15.5	8.0	5.5	10.6	10.9	11.9	12.7	13.0	13.7					72.4	108.4						1014.7	53.8	4.3	34.5		wetter October. The average	
																																pressure was the lowest for	
																																	any October since 1976, due
																																	to a cyclonic spell in the
																																	second half of the month.

Key  
 DD: date  
 07GMT observations  
 N cloud cover (oktas, 9=obscured)      dd wind direction (degrees/10)  
 ff wind speed (knots)  
 ww present weather code  
 2 sky not changing      25 recent rain shower  
 3 cloud increasing      45 fog  
 10 mist      58 slight rain and drizzle  
 11 shallow fog      60 intermittent slight rain  
 21 recent rain      61 continuous slight rain  
 VV visibility (00-50 metres/100, 94 very poor, 95 poor, 96 moderate, 97 good)  
 Soil temperatures are for 0700GMT beneath bare soil (5, 10, 20cm) or grass (30, 50, 100cm)

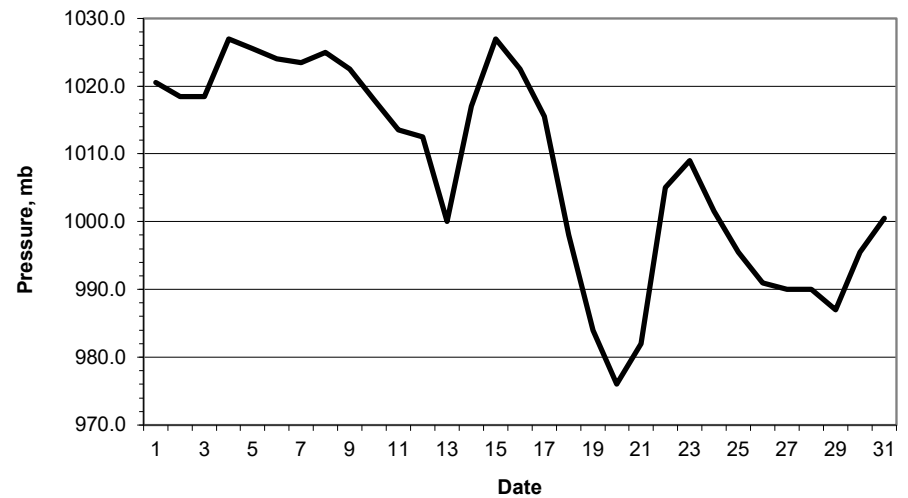
09GMT observations  
 Temp temperature (degC)      RH relative humidity (%)  
 E state of ground (00 dry, 10 moist, 20 wet, 90 cracked)      SS snow depth (cm)  
 Press air pressure (mb)  
 24 hour readings  
 Max maximum temperature (degC) beginning 09GMT      Min minimum temperature (degC) ending 09GMT  
 Gmin grass minimum temperature (degC) ending 09GMT      Rain precipitation beginning 09GMT  
 Sun sunshine (hours) sunrise-sunset      Rain hrs hours of rainfall (>0.1mm/h) 09-09GMT  
 Fr. Hrs hours of air frost (00-24GMT)      Pch Evap Piche evaporation (ml) beginning 09GMT

Days with  
 S snow(5) or sleet(1) falling      L 50% snow cover at 09GMT      H hail or ice pellets  
 T thunder heard      G gale      F fog at 09GMT

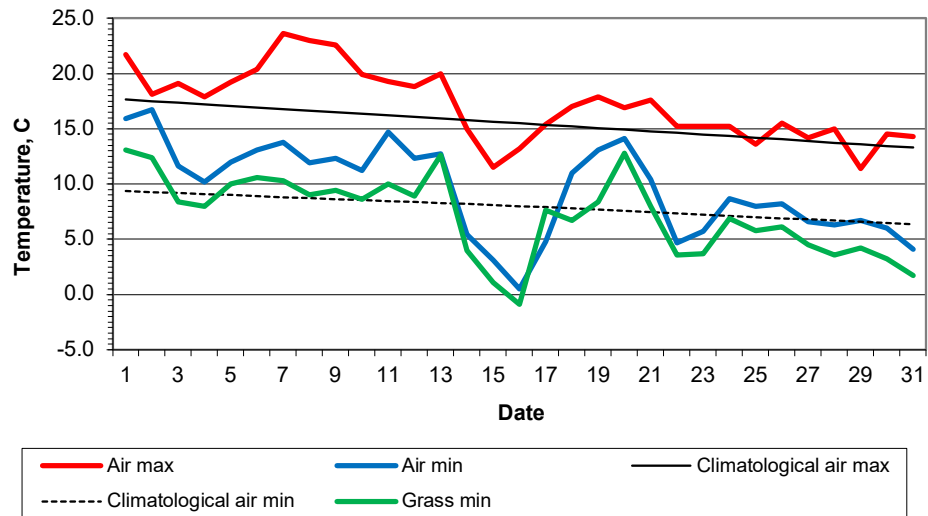
**Daily soil temperatures, 0700GMT**



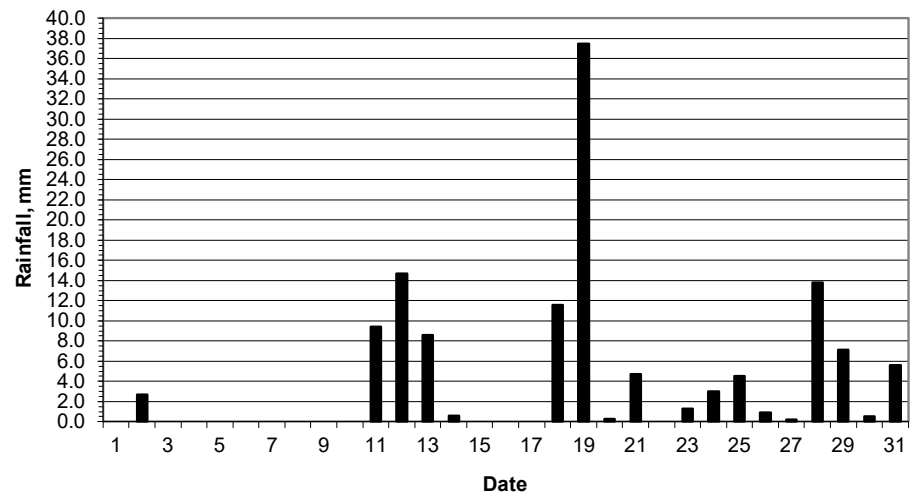
**Mean sea level pressure, 0900GMT**



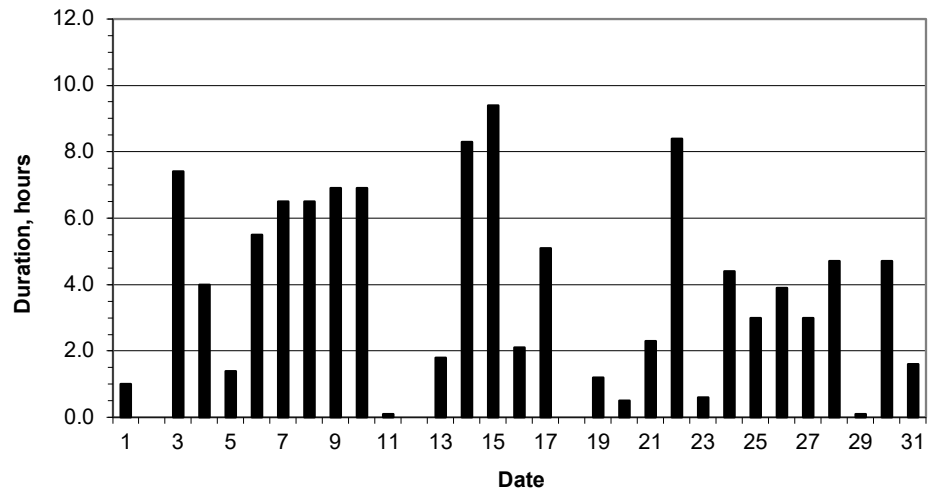
### Daily temperature extremes



### Daily rainfall



### Daily sunshine



### Daily evaporation

