

MAIDENHEAD METEOROLOGICAL OBSERVATIONS FOR JUNE 2022

					0900GMT		Temperature		Soil temperatures (depth in cm)																				Rain	Fr.	Pch																
DD	N	dd	ff	ww	VV	Temp	RH	Max	Min	Gmin	5	10	20	30	50	100	E	SS	Rain	Sun	S	L	H	T	G	F	Press	hrs	hrs	Evap																	
01	7	27	02	02	97	14.1	83	19.1	6.7	5.0	12.5	12.6	13.4	14.2	13.9	13.4	10	0	0.0	7.3	0	0	0	0	0	0	1017.0	0.0	0.0	2.0	Number of																
02	1	09	02	02	97	17.2	67	22.0	6.8	4.3	11.5	11.8	13.5	14.5	13.9	13.3	03	0	0.0	12.0	0	0	0	0	0	0	1021.0	0.0	0.0	3.0	days with																
03	7	05	02	02	97	18.8	67	23.3	11.8	8.5	14.5	14.4	14.9	14.9	14.1	13.3	03	0	2.3	3.8	0	0	0	0	0	0	1017.5	1.6	0.0	3.3	2022	normal															
04	8	05	05	21	96	13.3	81	21.4	12.1	11.0	14.0	14.6	15.4	15.3	14.6	13.4	10	0	9.8	4.7	0	0	0	0	0	0	1020.5	4.1	0.0	2.4	Snow/sleet falling																
05	8	05	05	02	97	12.4	95	15.5	11.2	10.8	14.4	14.5	15.0	14.8	14.5	13.5	10	0	5.5	0.0	0	0	0	1	0	0	1016.0	6.0	0.0	0.4	0	0.0															
06	8	27	02	60	97	13.2	97	19.1	12.2	11.0	14.0	14.2	14.6	14.4	14.3	13.6	10	0	0.0	0.0	0	0	0	0	0	0	1015.0	0.0	0.0	1.0	50% snow cover 09GMT																
07	4	18	02	02	97	19.1	67	23.6	9.9	6.7	14.2	14.4	14.5	14.6	14.5	13.6	10	0	0.6	7.5	0	0	0	0	0	0	1013.0	0.9	0.0	1.4	0	0.0															
08	7	27	05	02	97	18.2	72	22.3	14.2	12.5	15.7	16.0	16.0	15.8	15.0	13.7	03	0	0.0	9.0	0	0	0	0	0	0	1005.0	0.0	0.0	3.2	Hail or ice pellets																
09	2	27	05	02	97	19.5	59	20.0	10.5	7.5	15.2	15.5	15.7	15.7	15.2	13.8	03	0	0.2	4.5	0	0	0	0	0	0	1015.5	0.7	0.0	2.0	0	0.2															
10	4	23	05	02	97	19.9	64	24.4	14.8	11.5	15.5	16.0	16.0	15.9	15.4	13.9	03	0	0.0	12.5	0	0	0	0	0	0	1019.0	0.0	0.0	3.1	Thunder																
11	3	23	05	02	97	18.4	67	22.5	11.4	8.0	15.0	15.5	16.2	16.4	15.5	14.0	03	0	0.0	11.5	0	0	0	0	0	0	1022.0	0.0	0.0	3.2	2	1.5															
12	2	27	05	02	97	19.7	57	22.8	10.3	7.0	14.7	14.6	16.1	16.5	15.7	14.1	03	0	0.0	10.4	0	0	0	0	0	0	1024.5	0.0	0.0	3.2	Gale																
13	0	00	05	02	97	18.3	54	21.2	9.1	5.8	14.1	14.7	15.9	16.4	15.7	14.3	03	0	0.0	10.2	0	0	0	0	0	0	1026.5	0.0	0.0	2.9	0	0.0															
14	0	13	02	02	97	20.6	50	25.2	8.8	6.0	14.8	14.8	16.0	16.2	15.6	14.4	03	0	0.0	15.1	0	0	0	0	0	0	1022.0	0.0	0.0	4.2	Fog at 09GMT																
15	1	13	02	02	97	21.4	55	28.0	9.5	6.7	15.0	15.0	16.6	16.8	16.0	14.4	90	0	0.0	14.2	0	0	0	0	0	0	1019.0	0.0	0.0	3.6	0	0.0															
16	1	18	02	02	97	23.4	52	28.6	11.4	8.8	16.3	16.1	17.6	17.5	16.3	14.6	90	0	tr	12.9	0	0	0	0	0	0	1022.0	0.0	0.0	4.1	Air frost																
17	6	18	02	02	97	24.0	49	32.1	14.3	12.5	17.6	17.9	18.6	18.2	16.9	14.8	90	0	0.0	12.3	0	0	0	0	0	0	1020.0	0.0	0.0	4.9	0	0.0															
18	7	36	02	02	97	24.1	65	24.1	16.7	13.7	19.4	19.8	19.7	18.7	17.4	15.0	90	0	1.3	1.9	0	0	0	0	0	0	1018.0	1.5	0.0	1.5	Ground frost																
19	7	36	05	02	97	16.5	60	20.4	10.1	8.6	14.4	16.3	16.7	17.5	17.1	15.2	03	0	1.0	3.5	0	0	0	0	0	0	1014.5	0.7	0.0	2.3	0	0.0															
20	3	05	05	03	97	16.7	59	22.7	10.8	8.1	13.3	14.9	16.2	17.0	16.6	15.3	03	0	0.0	14.7	0	0	0	0	0	0	1020.0	0.0	0.0	3.0	0.2mm precipitation																
21	6	05	02	02	97	20.2	50	26.2	9.4	6.5	14.9	15.4	16.5	17.0	16.5	15.3	90	0	0.0	14.9	0	0	0	0	0	0	1015.5	0.0	0.0	3.6	13	11.2															
22	0	09	02	02	97	23.7	35	28.3	11.0	7.8	15.7	16.2	17.4	17.5	16.7	15.3	90	0	tr	14.9	0	0	0	0	0	0	1014.0	0.0	0.0	4.5	1.0mm precipitation																
23	8	05	02	02	97	18.3	72	26.3	12.9	9.2	17.9	18.3	18.5	18.1	17.0	15.3	90	0	4.1	1.9	0	0	0	0	0	0	1011.5	0.7	0.0	2.0	9	8.4															
24	7	23	02	02	97	19.9	70	21.6	14.2	12.8	17.4	17.7	18.1	17.9	17.1	15.4	10	0	0.1	2.9	0	0	0	0	0	0	1005.5	0.1	0.0	2.6	5.0mm precipitation																
25	7	23	05	02	97	18.7	56	20.7	11.4	8.6	17.6	17.2	17.2	17.5	17.0	15.5	03	0	5.3	9.4	0	0	0	0	0	0	1008.0	1.5	0.0	2.5	4	3.5															
26	5	18	05	02	97	16.5	68	21.5	9.8	7.7	14.6	15.0	16.2	17.3	16.9	15.6	10	0	0.5	11.5	0	0	0	0	0	0	1011.5	0.2	0.0	3.4	No sunshine																
27	6	18	09	03	97	15.4	81	19.2	9.2	6.5	14.2	14.7	16.1	17.1	16.7	15.6	10	0	4.8	6.1	0	0	0	0	0	0	1015.5	1.5	0.0	1.6	2	1.7															
28	5	18	09	03	97	17.2	62	21.3	8.7	6.5	13.7	14.1	15.4	16.5	16.3	15.6	10	0	0.5	9.5	0	0	0	0	0	0	1018.0	0.9	0.0	3.2	Above average																
29	8	18	05	02	97	16.8	80	22.0	14.5	11.5	16.4	16.3	16.3	16.7	16.1	15.4	10	0	0.1	3.9	0	0	0	0	0	0	1012.0	0.1	0.0	2.4	temperatures by day, but																
30	6	23	05	02	97	17.2	69	20.7	13.0	10.2	15.6	15.8	16.7	16.9	16.2	15.4	10	0	5.3	4.7	0	0	0	1	0	0	1012.0	1.3	0.0	1.2	slightly cooler than normal																
Monthly means						18.4	65	22.9	11.2	8.7	15.1	15.5	16.2	16.5	15.8	14.5													1016.4			June for three years. The															
Monthly totals																		41.4	247.7													21.8	0.0	81.7	driest June for four years												
Highest values						24.1		32.1	16.7	13.7	19.4	19.8	19.7	18.7	17.4	15.6													9.8	15.1													6.0	0.0	4.9	despite more rain days than	
Lowest values						12.4	35	15.5	6.7	4.3	11.5	11.8	13.4	14.2	13.9	13.3																											normal. Sunshine total was				
1991-2020 monthly climatological averages						72	21.5	11.5	9.7	15.3	15.6	16.4	16.3	15.4	14.1													49.7	195.0													1016.3	34.3	0.0	70.9	above average and June	
																																				was the sunniest month											
																																						since May 2020, and also									
																																						the sunniest June since									
																																						2018.									

Key
DD: date

07GMT observations

N	cloud cover (oktas, 9=obscured)	dd	wind direction (degrees/10)
ff	wind speed (knots)		
ww	present weather code		
1	cloud decreasing	60	intermittent light rain
2	sky not changing	61	continuous slight rain
3	cloud increasing		
5	haze		

VV visibility (00-50 metres/100, 94 very poor, 95 poor, 96 moderate, 97 good)
Soil temperatures are for 0700GMT beneath bare soil (5, 10, 20cm) or grass (30, 50, 100cm)

09GMT observations

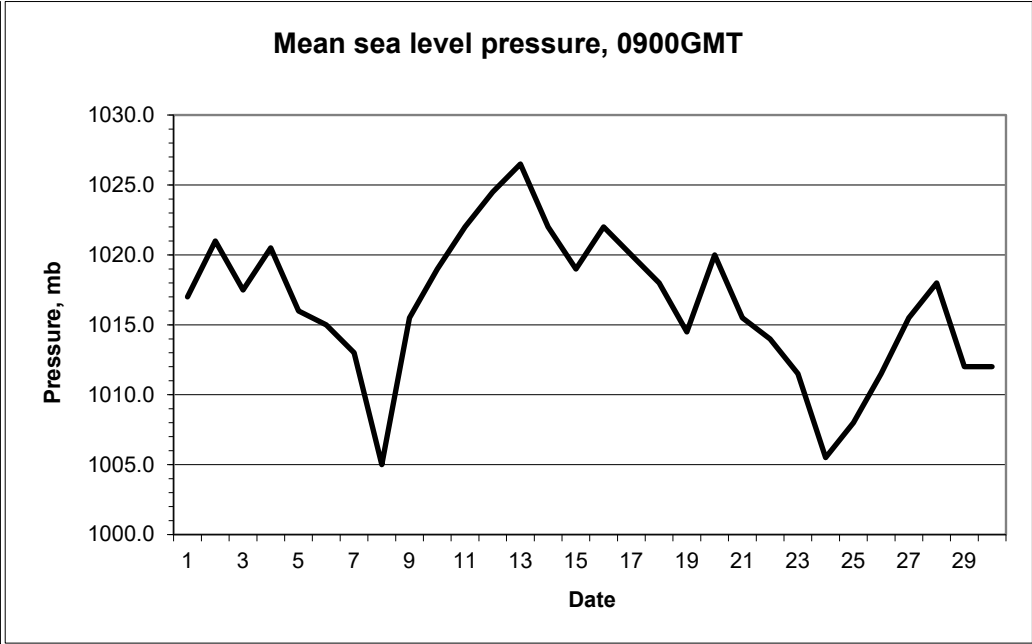
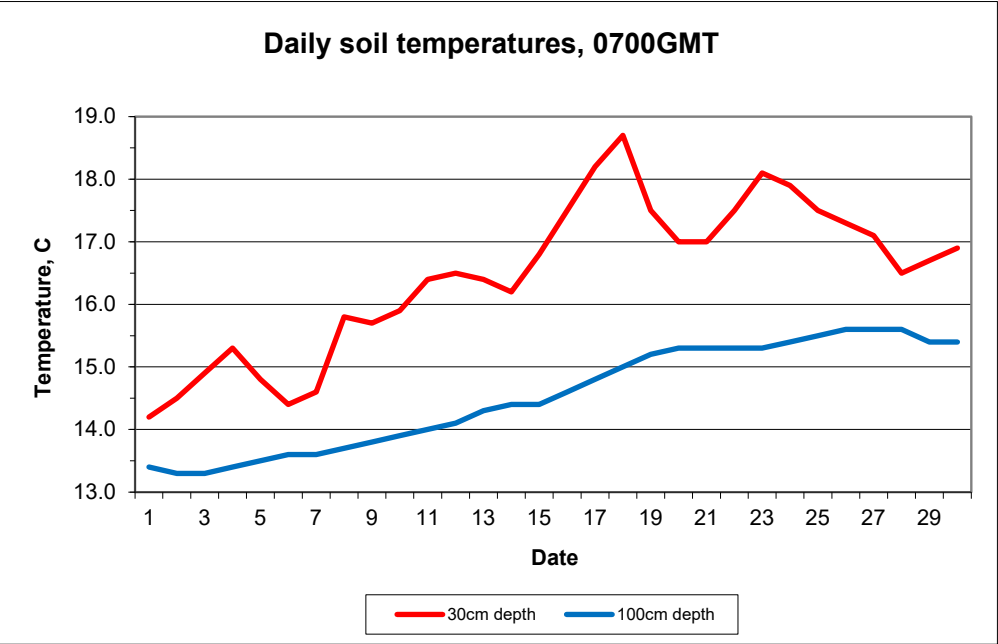
Temp	temperature (degC)	RH	relative humidity (%)
E	state of ground (00 dry, 10 moist, 20 wet, 90 cracked)	SS	snow depth (cm)
Press	air pressure (mb)		

24 hour readings

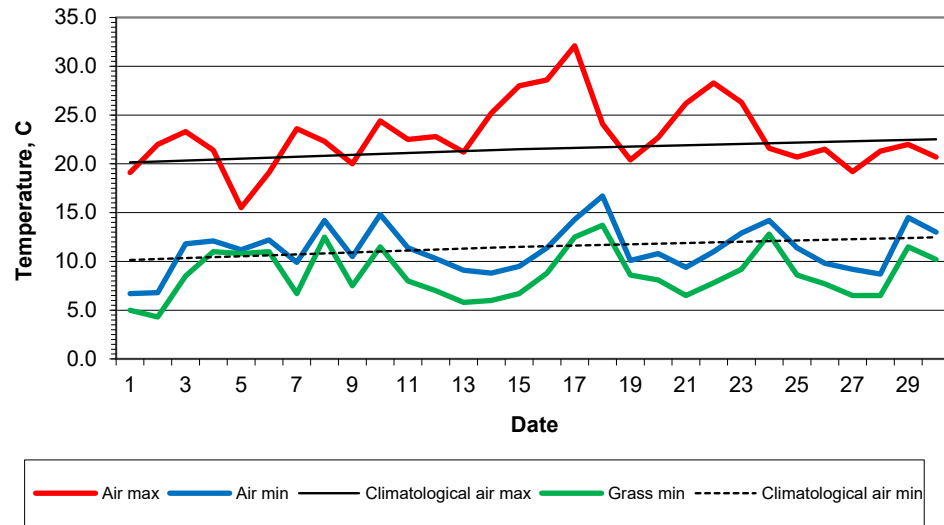
Max	maximum temperature (degC) beginning 09GMT	Min	minimum temperature (degC) ending 09GMT
Gmin	grass minimum temperature (degC) ending 09GMT	Rain	precipitation beginning 09GMT
Sun	sunshine (hours) sunrise-sunset	Rain hrs	hours of rainfall (>0.1mm/h) 09-09GMT
Fr. Hrs	hours of air frost (00-24GMT)	Pch Evap	Piche evaporation (ml) beginning 09GMT

Days with

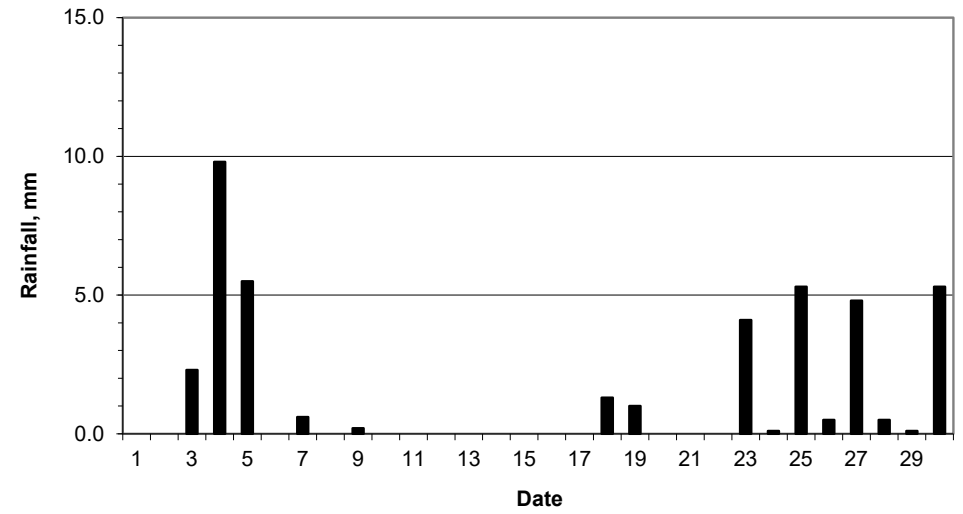
S	snow(5) or sleet(1) falling	L	50% snow cover at 09GMT	H	hail or ice pellets
T	thunder heard	G	gale	F	fog at 09GMT



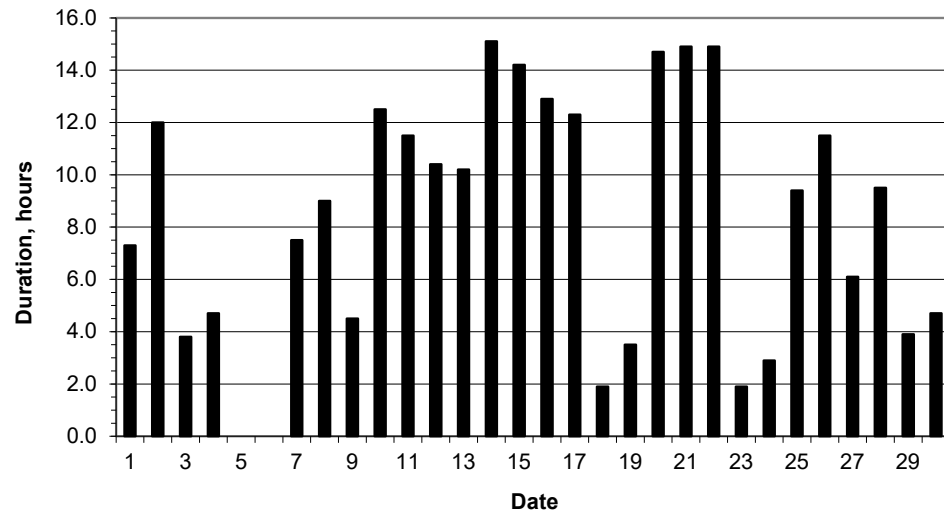
Daily temperature extremes



Daily rainfall



Daily sunshine



Daily evaporation

