

Key

DD: date

07GMT observations

N	cloud cover (oktas, 9=obscured)	dd	wind direction (degrees/10)
ff	wind speed (knots)		
ww	present weather code		
1	cloud decreasing	21	recent rain
2	sky not changing	25	recent rain shower
3	cloud increasing	50	intermittent slight drizzle
5	haze	61	continuous light rain
10	mist	63	continuous moderate rain

VV visibility (00-50 metres/100, 94 very poor, 95 poor, 96 moderate, 97 good)

Soil temperatures are for 0700GMT beneath bare soil (5, 10, 20cm) or grass (30, 50, 100cm)

09GMT observations

Temp	temperature (degC)	RH	relative humidity (%)
E	state of ground (00 dry, 10 moist, 20 wet, 90 cracked)	SS	snow depth (cm)
Press	air pressure (mb)		

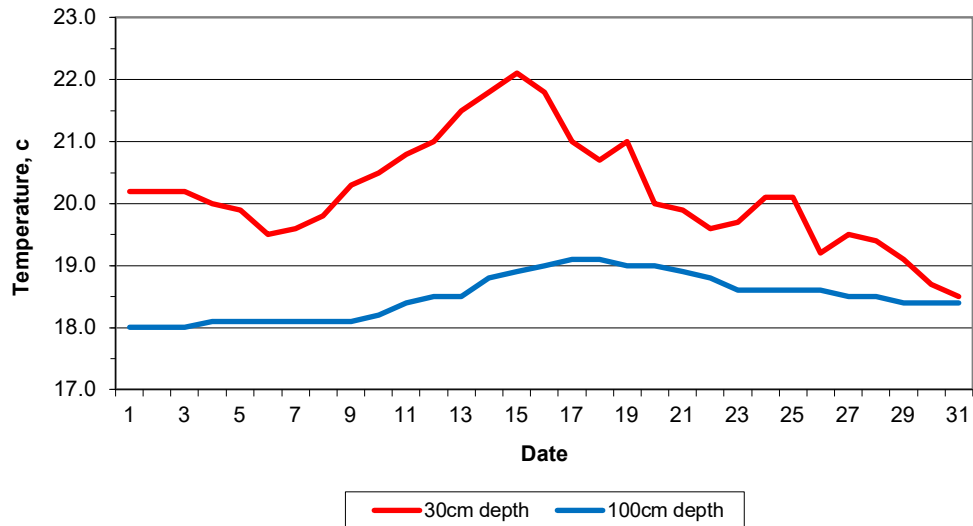
24 hour readings

Max	maximum temperature (degC) beginning 09GMT	Min	minimum temperature (degC) ending 09GMT
Gmin	grass minimum temperature (degC) ending 09GMT	Rain	precipitation beginning 09GMT
Sun	sunshine (hours) sunrise-sunset	Rain hrs	hours of rainfall (>0.1mm/h) 09-09GMT
Fr. Hrs	hours of air frost (00-24GMT)	Pch Evap	Piche evaporation (ml) beginning 09GMT

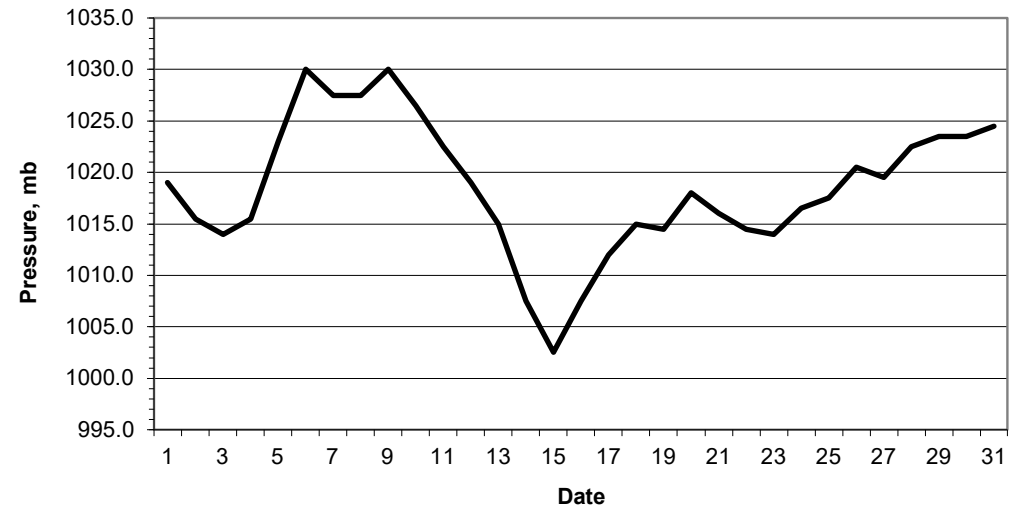
Days with

S	snow(5) or sleet(1) falling	L	50% snow cover at 09GMT	H	hail or ice pellets
T	thunder heard	G	gale	F	fog at 09GMT

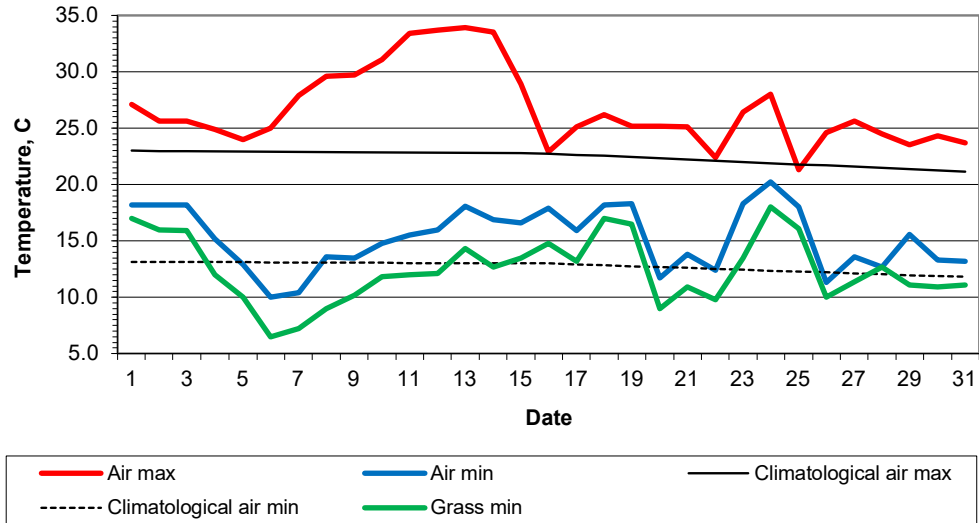
Daily soil temperatures, 0700GMT



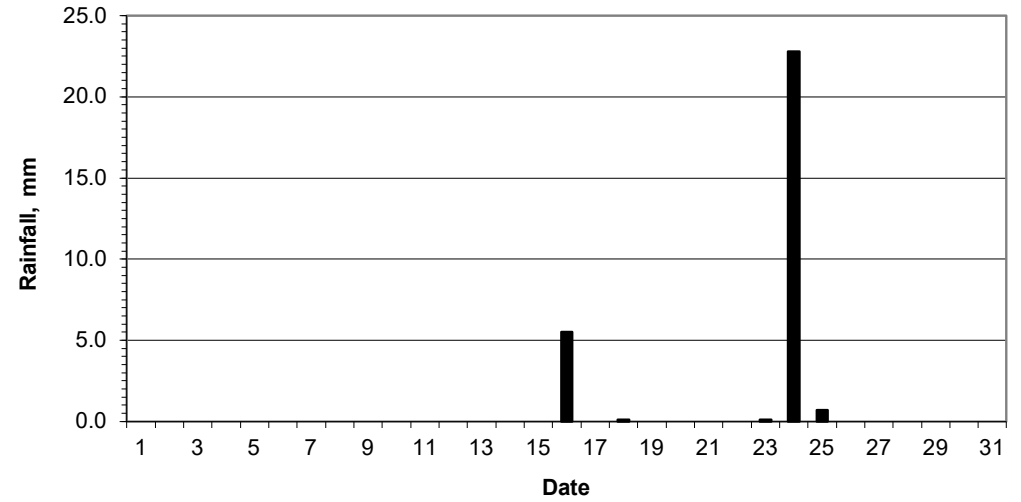
Mean sea level pressure, 0900GMT



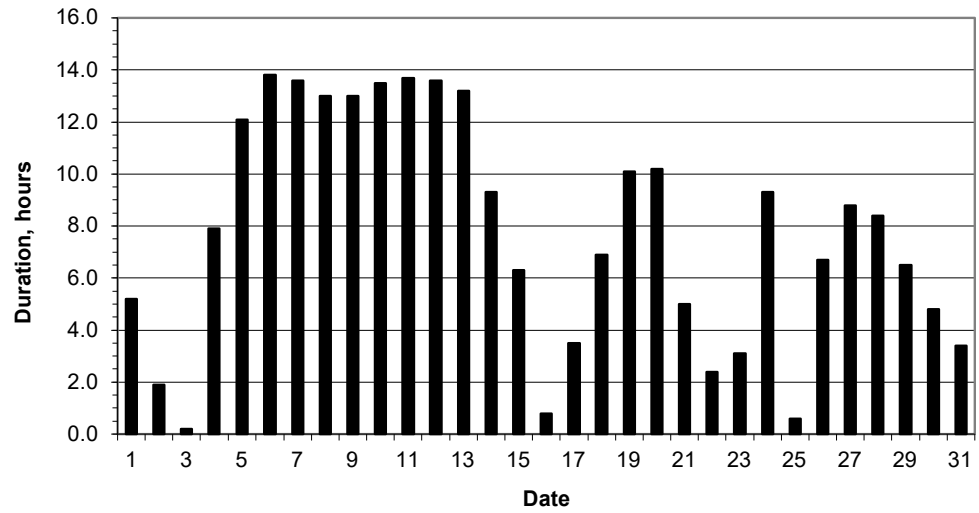
Daily temperature extremes



Daily rainfall



Daily sunshine



Daily evaporation

