

MAIDENHEAD METEOROLOGICAL OBSERVATIONS FOR SEPTEMBER 2014

DD	N	dd	ff	ww	VV	0900GMT		Temperature			Soil temperatures (depth in cm)						E	SS	Rain	Sun	S	L	H	T	G	F	Press	Rain	Fr.	Pch			
						Temp	RH	Max	Min	Gmin	5	10	20	30	50	100												hrs	hrs	Evap			
01	8	18	02	60	96	15.5	97	19.3	11.2	9.4	15.6	15.3	15.7	16.3	16.1	15.7	10	0	0.5	0.0	0	0	0	0	0	0	0	0	1020.0	1.0	0.0	0.4	Number of
02	1	09	05	02	97	17.9	77	23.7	12.2	9.8	15.7	15.6	15.9	16.5	16.0	15.8	10	0	0.0	8.4	0	0	0	0	0	0	0	1023.0	0.0	0.0	1.4	days with	
03	7	09	05	05	96	17.7	84	22.6	13.4	11.1	16.3	16.2	16.4	16.7	16.1	15.8	10	0	0.0	5.4	0	0	0	0	0	0	1023.0	0.0	0.0	2.0	2014 normal		
04	5	09	02	02	96	17.3	90	21.1	11.9	10.1	16.5	16.1	16.3	16.7	16.3	15.8	10	0	0.0	1.6	0	0	0	0	0	0	1018.5	0.0	0.0	1.2	Snow/sleet falling		
05	8	04	02	05	96	17.5	83	20.7	16.6	14.6	17.3	17.1	17.2	16.9	16.4	15.8	00	0	0.0	0.0	0	0	0	0	0	0	1016.0	0.0	0.0	0.5	0		
06	8	31	02	10	96	17.0	85	21.8	15.6	13.9	17.2	17.0	17.1	17.0	16.4	15.9	00	0	0.0	2.7	0	0	0	0	0	0	1014.0	0.0	0.0	1.0	50% snow cover 09GMT		
07	8	36	05	02	97	15.0	80	22.6	13.4	10.5	16.1	16.1	16.6	16.9	16.5	15.9	00	0	0.0	4.9	0	0	0	0	0	0	1015.0	0.0	0.0	1.1	0		
08	8	36	02	10	94	16.3	90	23.2	8.2	6.8	13.8	14.0	15.3	16.6	16.4	16.0	00	0	0.0	8.7	0	0	0	0	0	0	1019.0	0.0	0.0	1.4	Hail or ice pellets		
09	2	09	05	02	96	15.6	83	23.4	8.9	7.1	14.7	14.4	15.2	16.2	16.1	16.0	00	0	0.0	8.7	0	0	0	0	0	0	1022.0	0.0	0.0	1.2	0		
10	0	09	02	02	96	16.7	75	21.5	10.7	8.3	14.7	14.8	15.7	16.4	16.1	16.0	00	0	0.0	9.4	0	0	0	0	0	0	1021.5	0.0	0.0	1.5	Thunder		
11	8	09	02	02	95	14.4	84	18.9	9.8	7.5	14.4	14.3	15.0	16.0	15.9	15.8	00	0	0.0	0.1	0	0	0	0	0	0	1021.5	0.0	0.0	1.5	2		
12	8	09	02	02	96	16.4	85	21.8	11.5	8.8	14.4	14.4	15.4	15.9	15.8	15.8	00	0	0.0	6.0	0	0	0	0	0	0	1024.0	0.0	0.0	1.4	Gale		
13	8	04	02	10	94	15.7	91	21.6	11.9	8.8	14.9	14.9	15.5	16.0	15.9	15.8	90	0	0.0	4.0	0	0	0	0	0	0	1026.5	0.0	0.0	1.6	0		
14	6	09	05	02	97	18.0	81	21.5	12.2	9.6	16.1	15.5	15.6	16.1	15.9	15.9	90	0	tr	3.8	0	0	0	0	0	0	1022.5	0.0	0.0	1.3	Fog at 09GMT		
15	8	36	02	02	97	15.6	94	22.4	10.3	7.5	14.9	14.8	15.3	16.0	15.9	15.8	90	0	tr	5.6	0	0	0	0	0	0	1017.0	0.0	0.0	1.4	0		
16	8	36	02	10	95	16.9	93	24.0	12.7	9.0	15.2	15.1	15.5	16.0	15.8	15.8	90	0	0.0	4.6	0	0	0	0	0	0	1015.0	0.0	0.0	1.8	Air frost		
17	8	04	02	02	96	16.8	83	20.6	15.2	10.9	15.8	15.9	16.2	16.1	15.8	15.8	90	0	0.0	1.6	0	0	0	0	0	0	1012.0	0.0	0.0	1.2	0		
18	8	04	02	02	96	18.0	87	25.5	14.7	11.9	16.1	16.1	16.4	16.3	15.8	15.8	90	0	0.9	6.3	0	0	0	0	0	0	1009.5	0.2	0.0	2.0	Ground frost		
19	8	04	02	02	96	17.4	92	22.4	16.4	13.1	17.1	16.9	16.9	16.7	16.2	15.8	10	0	tr	2.7	0	0	0	1	0	0	1010.0	0.0	0.0	0.6	0		
20	8	04	05	02	97	18.2	87	19.9	16.5	13.8	17.7	17.2	17.0	16.9	16.3	15.9	10	0	0.1	0.0	0	0	0	1	0	0	1014.5	0.4	0.0	0.5	0.2mm precipitation		
21	1	36	02	02	97	15.3	75	18.9	11.9	9.4	14.4	15.1	16.1	16.7	16.3	15.9	00	0	0.0	8.0	0	0	0	0	0	0	1023.5	0.0	0.0	1.7	4		
22	6	00	00	03	96	12.6	93	19.6	5.1	3.0	11.6	12.7	14.4	15.8	16.2	16.0	00	0	0.0	10.2	0	0	0	0	0	0	1026.0	0.0	0.0	1.7	1.0mm precipitation		
23	6	04	02	41	09	10.8	95	19.8	4.8	2.3	10.9	11.9	13.8	15.3	15.6	15.9	90	0	2.4	4.2	0	0	0	0	0	0	1022.0	3.6	0.0	1.7	1		
24	6	27	02	21	96	13.5	95	18.5	10.8	5.7	13.4	13.8	14.6	15.1	15.4	15.8	10	0	tr	7.3	0	0	0	0	0	0	1013.0	0.0	0.0	1.6	5.0mm precipitation		
25	6	27	02	02	97	12.1	85	20.0	5.2	2.7	10.0	11.1	13.0	14.8	15.1	15.6	10	0	tr	4.3	0	0	0	0	0	0	1020.5	0.0	0.0	2.2	0		
26	8	22	02	50	97	17.3	84	21.7	12.1	7.5	15.2	15.1	15.2	15.1	15.0	15.5	00	0	tr	3.8	0	0	0	0	0	0	1023.0	0.0	0.0	1.5	No sunshine		
27	7	04	02	02	97	15.2	85	22.5	12.2	9.9	14.5	14.5	15.0	15.4	15.2	15.4	00	0	0.0	1.9	0	0	0	0	0	0	1027.0	0.0	0.0	1.5	3		
28	7	00	00	02	96	17.8	87	24.6	13.2	11.1	14.7	14.9	15.5	15.6	15.3	15.4	00	0	tr	5.9	0	0	0	0	0	0	1020.5	0.0	0.0	2.1	September was a warm and		
29	8	00	00	10	94	13.8	95	19.5	11.7	8.9	14.2	14.7	15.5	15.9	15.6	15.4	00	0	tr	0.2	0	0	0	0	0	0	1019.5	0.0	0.0	1.0	very dry month but with near-		
30	7	00	00	10	94	16.7	88	23.0	13.1	9.2	14.8	15.0	15.6	15.7	15.5	15.5	00	0	0.4	8.6	0	0	0	0	0	0	1022.5	0.8	0.0	1.8	normal sunshine amounts.		
Monthly means						16.0	87	21.6	11.8	9.1	14.9	15.0	15.6	16.1	15.9	15.8												1019.4				Pressure was slightly higher	
Monthly totals																				4.3	138.9							6.0	0.0	41.8	than normal and the wind		
Highest values																																frequently arrived from the N,	
Lowest values						18.2		25.5	16.6	14.6	17.7	17.2	17.2	17.0	16.5	16.0				2.4	10.2								3.6	0.0	2.2	NE or E. With only 4.3 mm of	
1981-2010 monthly climatological averages						10.8	75	18.5	4.8	2.3	10.0	11.1	13.0	14.8	15.0	15.4																	rain falling it was the driest
						82	19.5	10.7	8.4	13.6	14.1	15.2	15.8	15.9	15.8				53.7	138.5								1016.6	34.6	0.0	48.6	September since 1997 when	

3.2 mm fell. The average temperature was 0.05 degC warmer than in August.

Key

DD: date

07GMT observations

N	cloud cover (oktas, 9=obscured)	dd	wind direction (degrees/10)
ff	wind speed (knots)		
ww	present weather code		
1	cloud decreasing	20	recent drizzle
2	sky not changing	44	fog
3	cloud increasing	63	continuous moderate rain
10	mist	91	light rain after thunderstorm
VV	visibility (00-50 metres/100, 94 very poor, 95 poor, 96 moderate, 97 good)		

Soil temperatures are for 0700GMT beneath bare soil (5, 10, 20cm) or grass (30, 50, 100cm)

09GMT observations

Temp	temperature (degC)	RH	relative humidity (%)
E	state of ground (00 dry, 10 moist, 20 wet, 90 cracked)	SS	snow depth (cm)
Press	air pressure (mb)		

24 hour readings

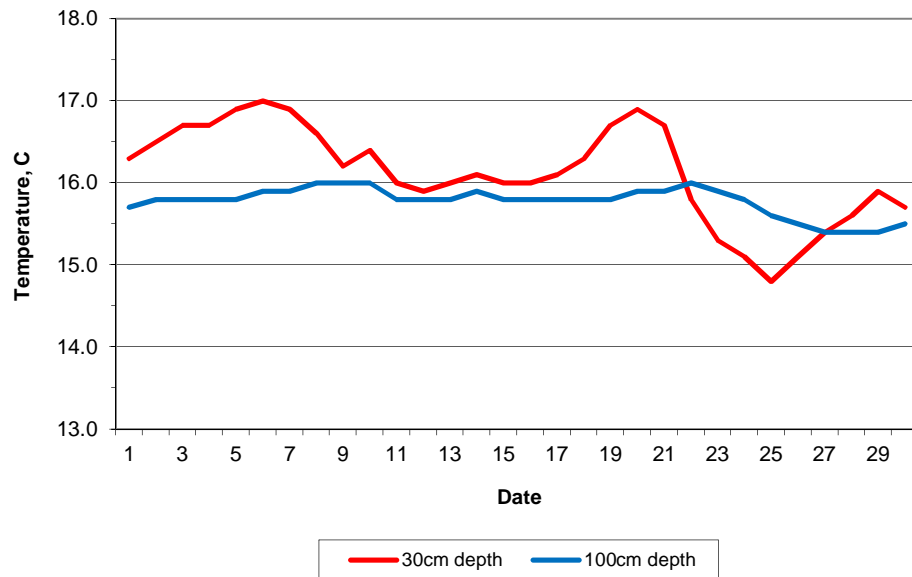
Max	maximum temperature (degC) beginning 09GMT	Min	minimum temperature (degC) ending 09GMT
Gmin	grass minimum temperature (degC) ending 09GMT	Rain	precipitation beginning 09GMT
Sun	sunshine (hours) sunrise-sunset	Rain hrs	hours of rainfall (>0.1mm/h) 09-09GMT
Fr. Hrs	hours of air frost (00-24GMT)	Pch Evap	Piche evaporation (ml) beginning 09GMT

Days with

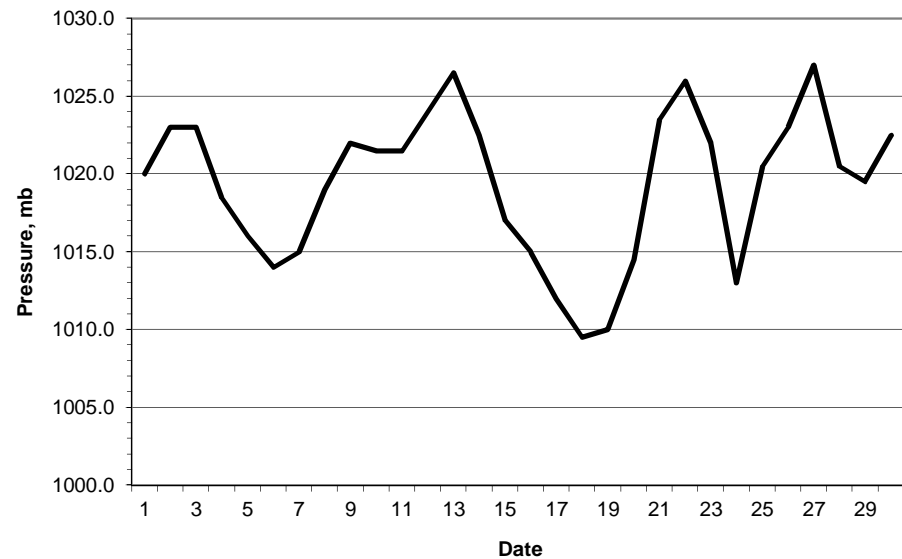
S	snow(5) or sleet(1) falling	L	50% snow cover at 09GMT	H	hail or ice pellets
T	thunder heard	G	gale	F	fog at 09GMT

This information (and data for earlier months) is also available at <http://www.met.rdg.a.uk/~brugge>

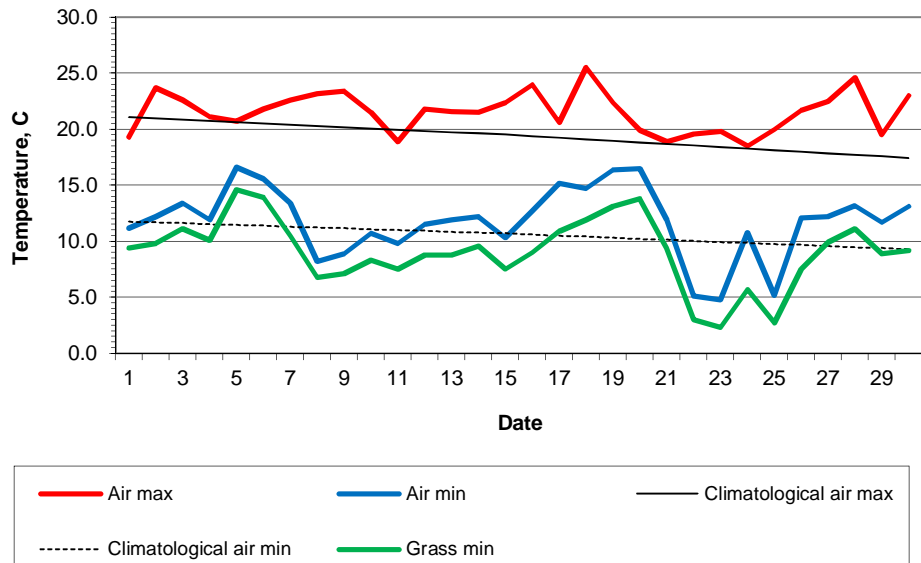
Daily soil temperatures, 0700GMT



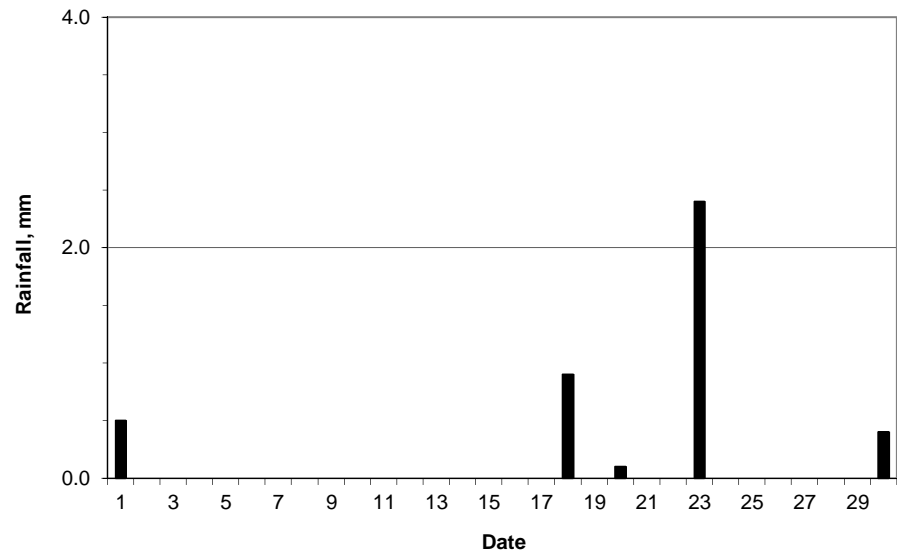
Mean sea level pressure, 0900GMT



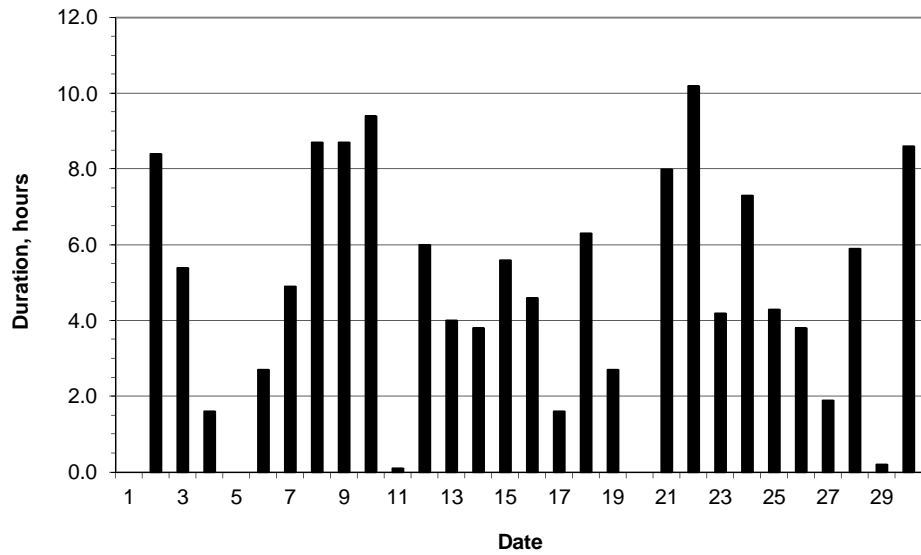
### Daily temperature extremes



### Daily rainfall



### Daily sunshine



### Daily evaporation

