

Key

DD: date

07GMT observations

- N cloud cover (oktas, 9=obscured)
- ff wind speed (knots)
- ww present weather code
 - 2 sky not changing
 - 3 cloud increasing
 - 10 mist
 - 11 shallow fog
 - 21 recent rain
- VV visibility (00-50 metres/100, 94 very poor, 95 poor, 96 moderate, 97 good)
- Soil temperatures are for 0700GMT beneath bare soil (5, 10, 20cm) or grass (30, 50, 100cm)
- dd wind direction (degrees/10)
- 25 recent rain shower
- 45 fog
- 58 slight rain and drizzle
- 60 intermittent slight rain
- 61 continuous slight rain

09GMT observations

- Temp temperature (degC)
- E state of ground (00 dry, 10 moist, 20 wet, 90 cracked)
- Press air pressure (mb)
- RH relative humidity (%)
- SS snow depth (cm)

24 hour readings

- Max maximum temperature (degC) beginning 09GMT
- Gmin grass minimum temperature (degC) ending 09GMT
- Sun sunshine (hours) sunrise-sunset
- Fr. Hrs hours of air frost (00-24GMT)
- Min minimum temperature (degC) ending 09GMT
- Rain precipitation beginning 09GMT
- Rain hrs hours of rainfall (>0.1mm/h) 09-09GMT
- Pch Evap Piche evaporation (ml) beginning 09GMT

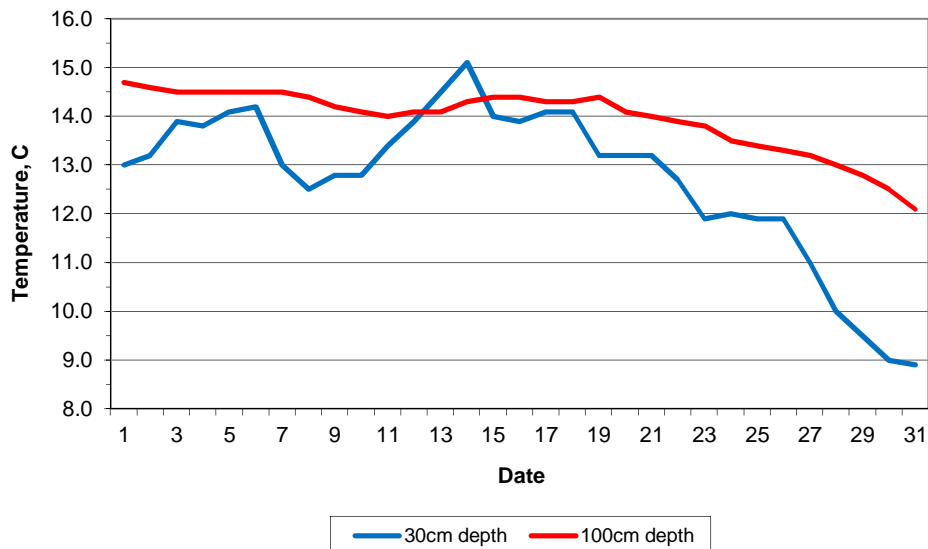
Days with

- S snow(5) or sleet(1) falling
- T thunder heard
- L 50% snow cover at 09GMT
- G gale
- H hail or ice pellets
- F fog at 09GMT

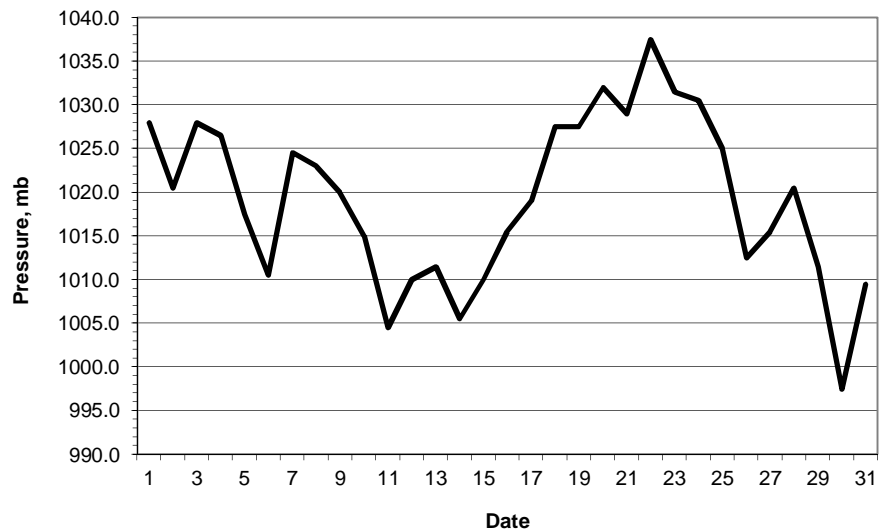
This information (and data for earlier months) is also available at

<http://www.met.reading.ac.uk/~brugge>

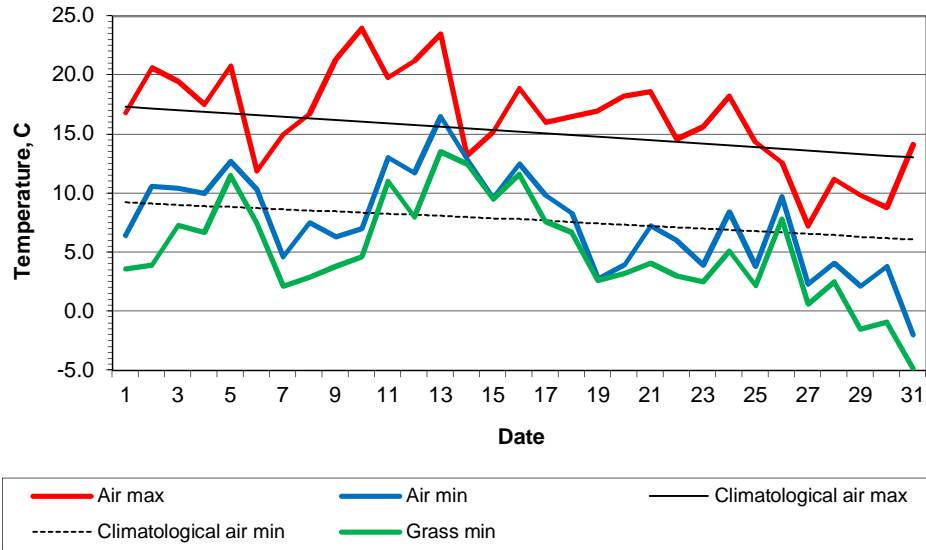
Daily soil temperatures, 0700GMT



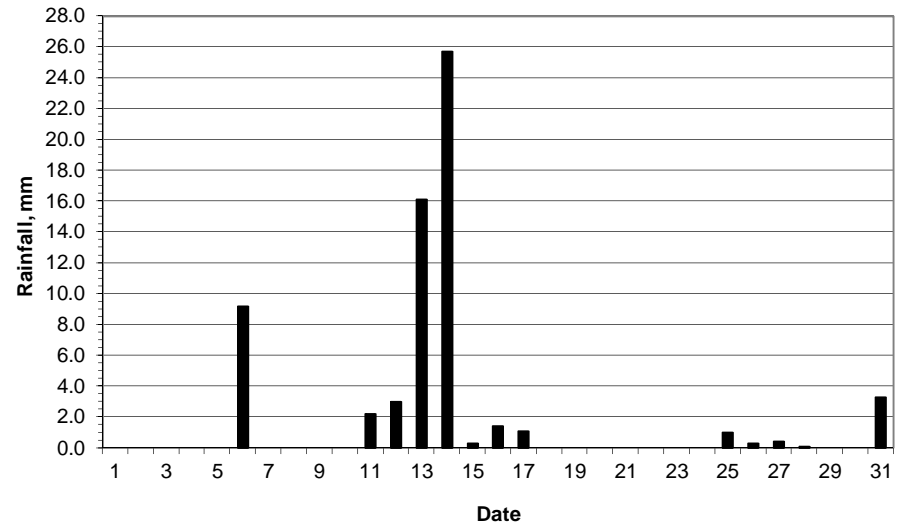
Mean sea level pressure, 0900GMT



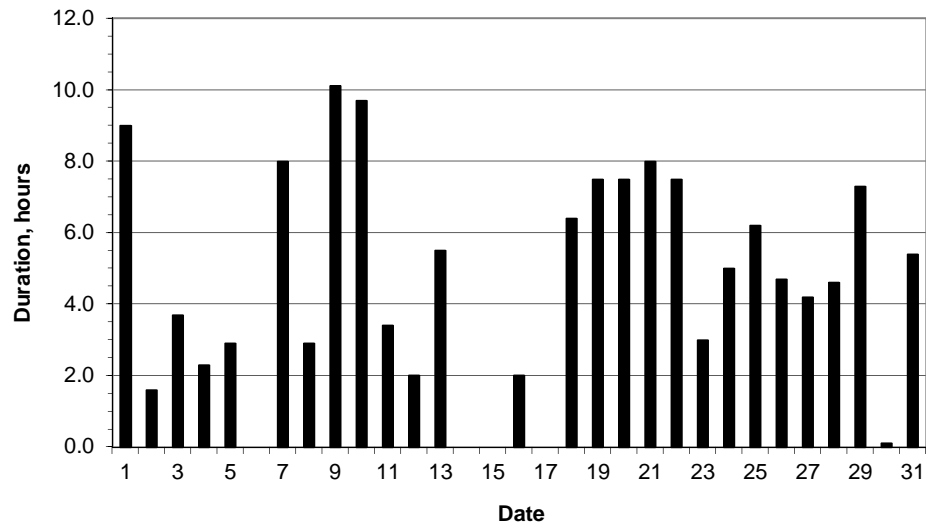
Daily temperature extremes



Daily rainfall



Daily sunshine



Daily evaporation

