

Key

DD: date
07GMT observations
N cloud cover (oktas, 9=obscured) dd wind direction (degrees/10)
ff wind speed (knots)
ww present weather code
1 cloud decreasing 21 recent rain
2 sky not changing 50 intermittent slight drizzle
3 cloud increasing 60 intermittent slight rain
10 mist 61 continuous slight rain
20 recent drizzle
VV visibility (00-50 metres/100, 94 very poor, 95 poor, 96 moderate, 97 good)
Soil temperatures are for 0700GMT beneath bare soil (5, 10, 20cm) or grass (30, 50, 100cm)

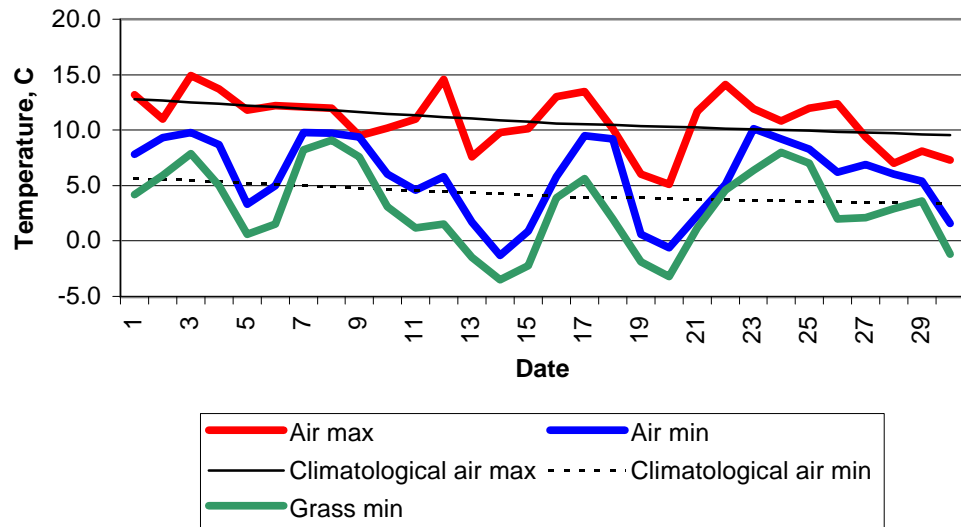
09GMT observations
Temp temperature (degC) RH relative humidity (%)
E state of ground (00 dry, 10 moist, 20 wet, 90 cracked) SS snow depth (cm)
Press air pressure (mb)

24 hour readings
Max maximum temperature (degC) beginning 09GMT Min minimum temperature (degC) ending 09GMT
Gmin grass minimum temperature (degC) ending 09GMT Rain precipitation beginning 09GMT
Sun sunshine (hours) sunrise-sunset Rain hrs hours of rainfall (>0.1mm/h) 09-09GMT
Fr. Hrs hours of air frost (00-24GMT) Pch Evap Piche evaporation (ml) beginning 09GMT

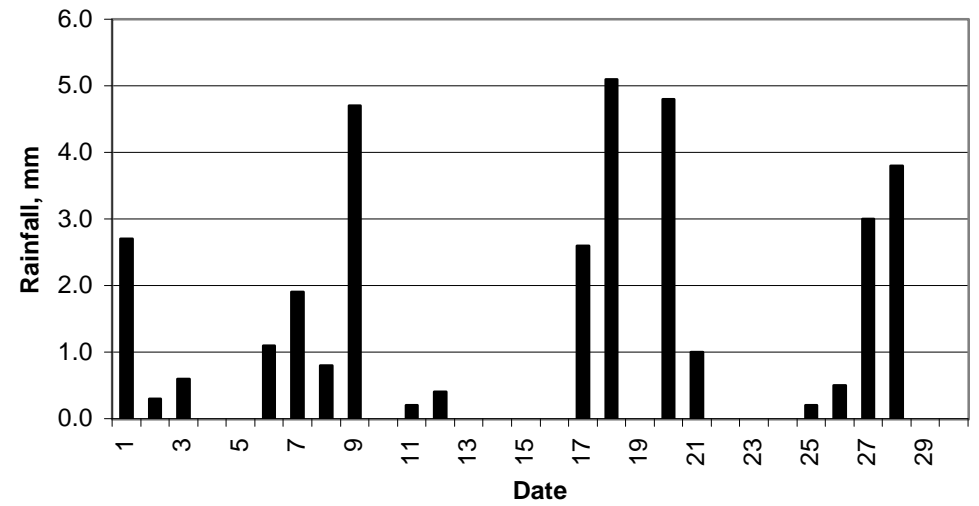
Days with
S snow(5) or sleet(1) falling L 50% snow cover at 09GMT H hail or ice pellets
T thunder heard G gale F fog at 09GMT

This information (and data for earlier months) is also available at
<http://www.met.rdg.a.uk/~brugge>

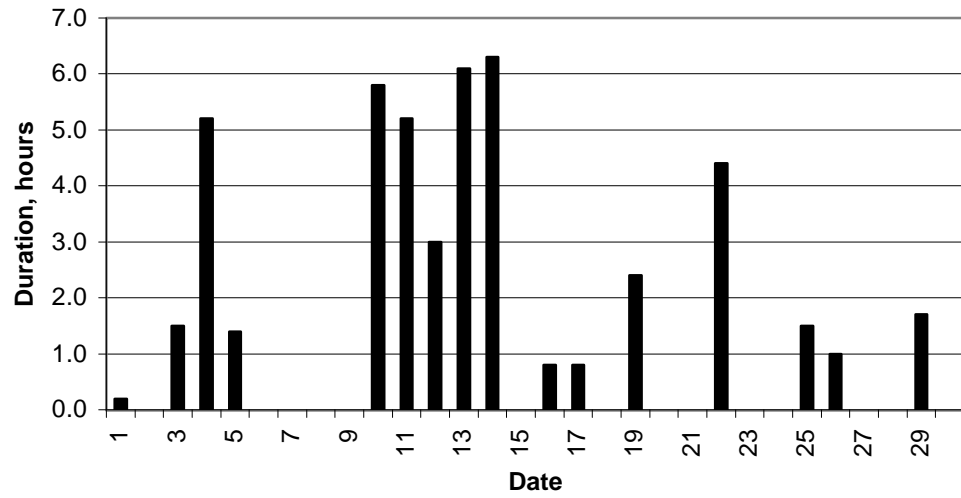
Daily temperature extremes



Daily rainfall



Daily sunshine



Daily evaporation

