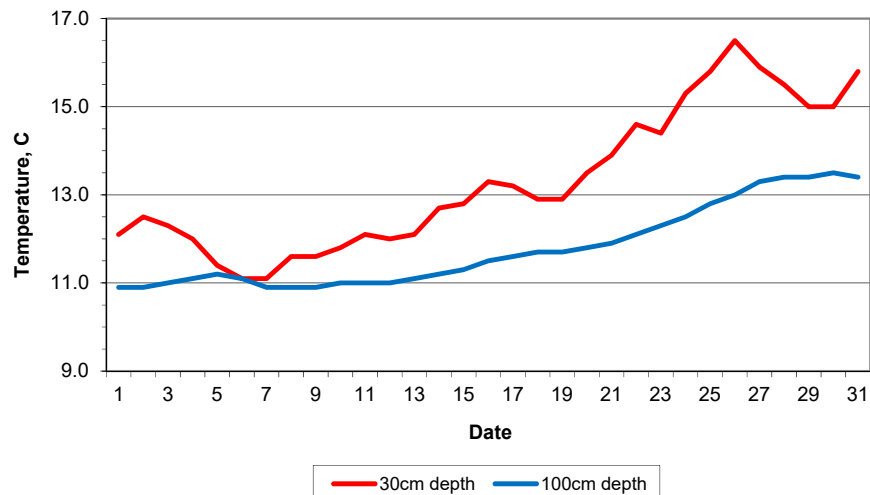
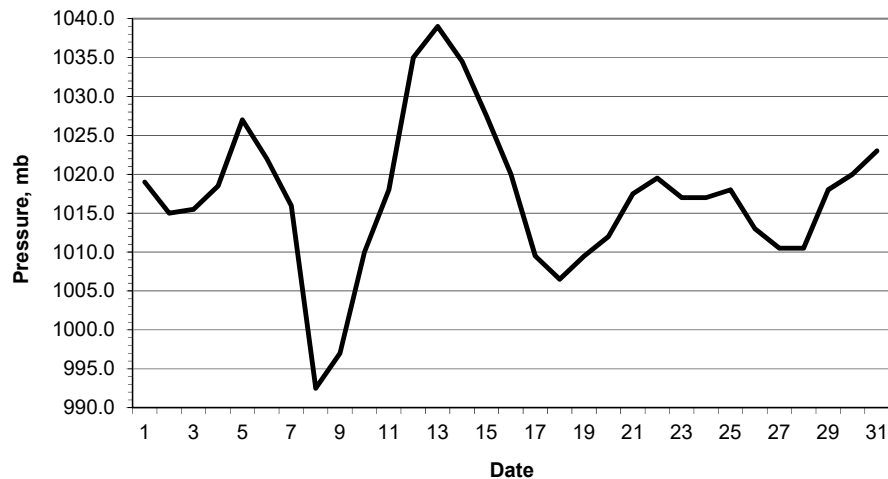


Key
 DD: date
 07GMT observations
 N cloud cover (oktas, 9=obscured) dd wind direction (degrees/10)
 ff wind speed (knots)
 ww present weather code
 1 cloud decreasing 50 intermittent slight drizzle
 2 sky not changing 60 intermttent slight rain
 3 cloud increasing 63 continuous moderate rain
 21 recent rain shower 80 slight rain hower
 VV visibility (00-50 metres/100, 94 very poor, 95 poor, 96 moderate, 97 good)
 Soil temperatures are for 0700GMT beneath bare soil (5, 10, 20cm) or grass (30, 50, 100cm)
 09GMT observations
 Temp temperature (degC) RH relative humidity (%)
 E state of ground (00 dry, 10 moist, 20 wet, 90 cracked) SS snow depth (cm)
 Press air pressure (mb)
 24 hour readings
 Max maximum temperature (degC) beginning 09GMT Min minimum temperature (degC) ending 09GMT
 Gmin grass minimum temperature (degC) ending 09GMT Rain precipitation beginning 09GMT
 Sun sunshine (hours) sunrise-sunset Rain hrs hours of rainfall (>0.1mm/h) 09-09GMT
 Fr. Hrs hours of air frost (00-24GMT) Pch Evap Piche evaporation (ml) beginning 09GMT
 Days with
 S snow(5) or sleet(1) falling L 50% snow cover at 09GMT H hail or ice pellets
 T thunder heard G gale F fog at 09GMT
 This information (and data for earlier months) is also available at <http://www.met.rdg.ac.uk/~brugge>

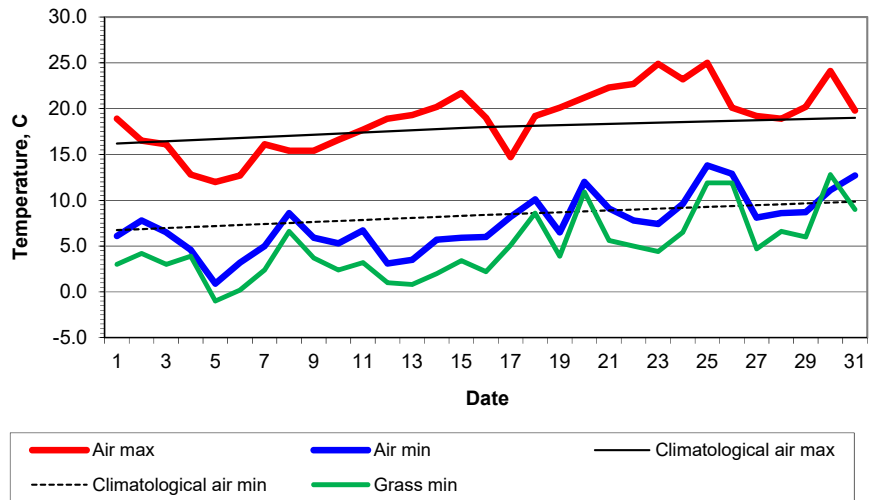
Daily soil temperatures, 0700GMT



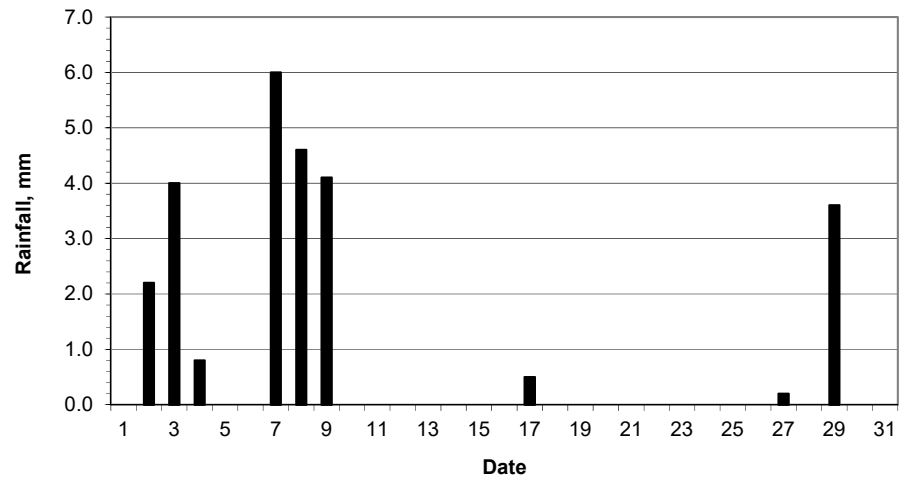
Mean sea level pressure, 0900GMT



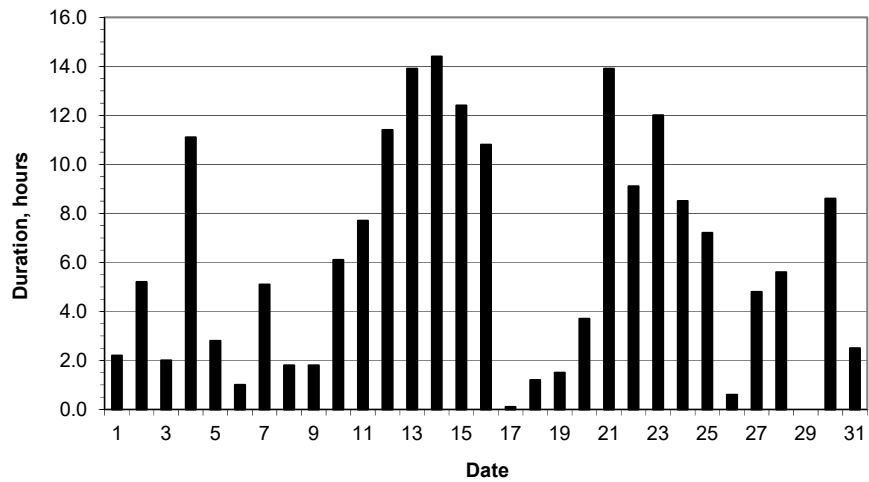
Daily temperature extremes



Daily rainfall



Daily sunshine



Daily evaporation

