



Key

DD: date

07GMT observations

N cloud cover (oktas, 9=obscured)      dd wind direction (degrees/10)  
ff wind speed (knots)  
ww present weather code  
1 cloud decreasing      60 intermittent light rain  
2 sky not changing      61 continuous slight rain  
3 cloud increasing  
5 haze

VV visibility (00-50 metres/100, 94 very poor, 95 poor, 96 moderate, 97 good)

Soil temperatures are for 0700GMT beneath bare soil (5, 10, 20cm) or grass (30, 50, 100cm)

09GMT observations

Temp temperature (degC)      RH relative humidity (%)  
E state of ground (00 dry, 10 moist, 20 wet, 90 cracked)      SS snow depth (cm)  
Press air pressure (mb)

24 hour readings

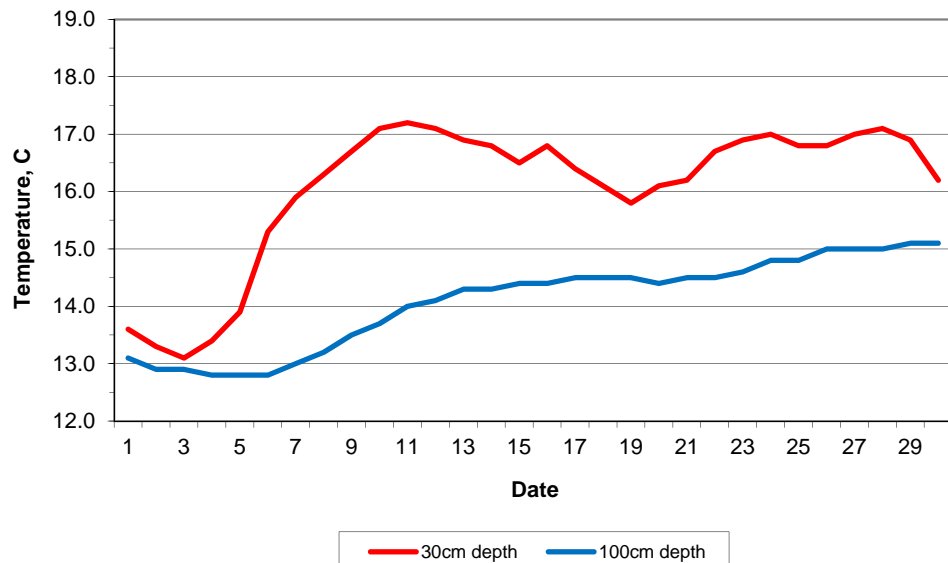
Max maximum temperature (degC) beginning 09GMT      Min minimum temperature (degC) ending 09GMT  
Gmin grass minimum temperature (degC) ending 09GMT      Rain precipitation beginning 09GMT  
Sun sunshine (hours) sunrise-sunset      Rain hrs hours of rainfall (>0.1mm/h) 09-09GMT  
Fr. Hrs hours of air frost (00-24GMT)      Pch Evap Piche evaporation (ml) beginning 09GMT

Days with

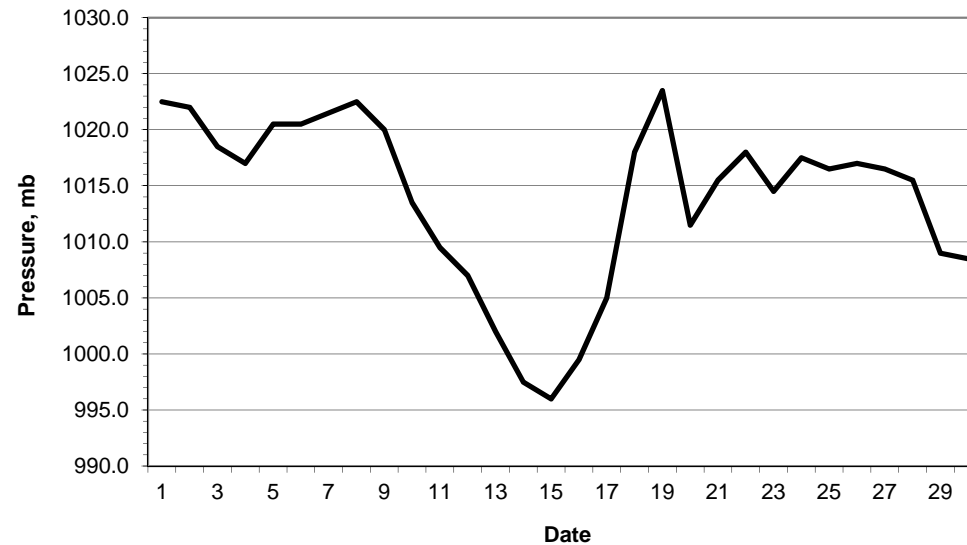
S snow(5) or sleet(1) falling      L 50% snow cover at 09GMT      H hail or ice pellets  
T thunder heard      G gale      F fog at 09GMT

This information (and data for earlier months) is also available at <http://www.met.rdg.ac.uk/~brugge>

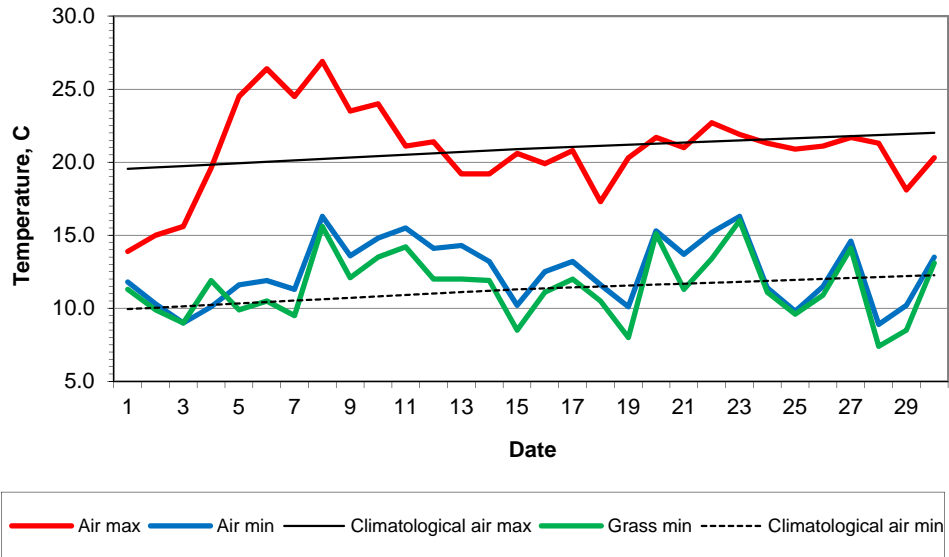
Daily soil temperatures, 0700GMT



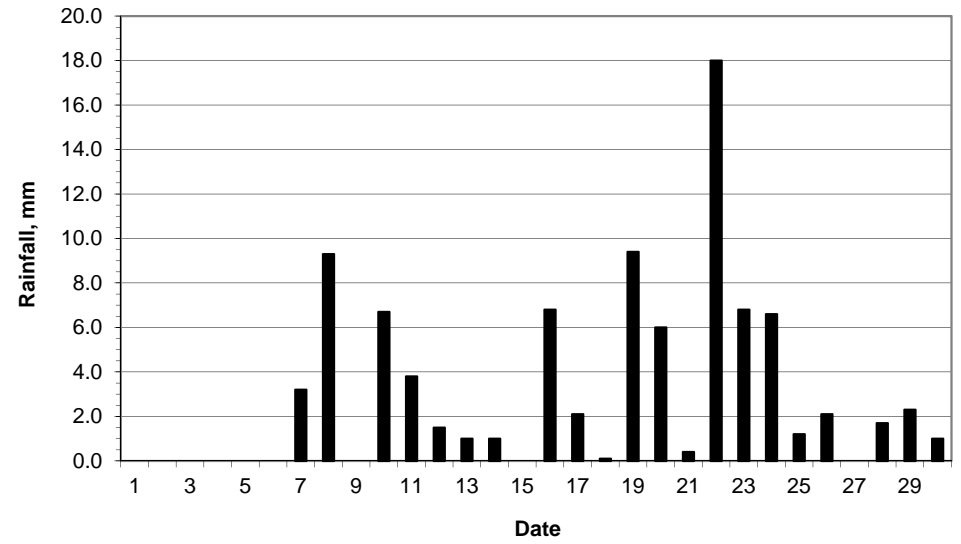
Mean sea level pressure, 0900GMT



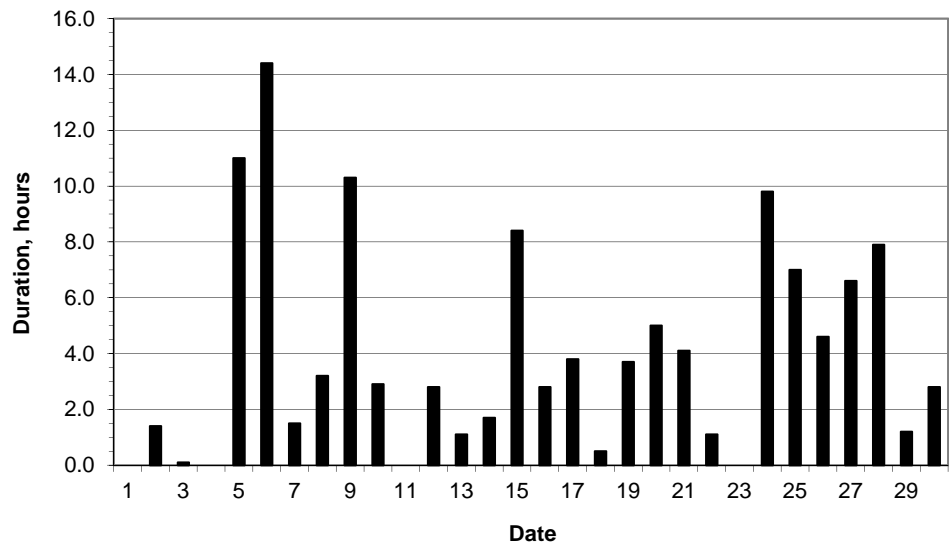
### Daily temperature extremes



### Daily rainfall



### Daily sunshine



### Daily evaporation

