

Key

DD: date

07GMT observations

N cloud cover (oktas, 9=obscured) dd wind direction (degrees/10)
ff wind speed (knots)
ww present weather code
1 cloud decreasing 25 recent rain shower
2 sky not changing 51 intermittent slight drizzle
3 cloud increasing 60 intermittent slight rain
21 recent rain 80 light rain shower
VV visibility (00-50 metres/100, 94 very poor, 95 poor, 96 moderate, 97 good)
Soil temperatures are for 0700GMT beneath bare soil (5, 10, 20cm) or grass (30, 50, 100cm)

09GMT observations

Temp temperature (degC) RH relative humidity (%)
E state of ground (00 dry, 10 moist, 20 wet, 90 cracked) SS snow depth (cm)
Press air pressure (mb)

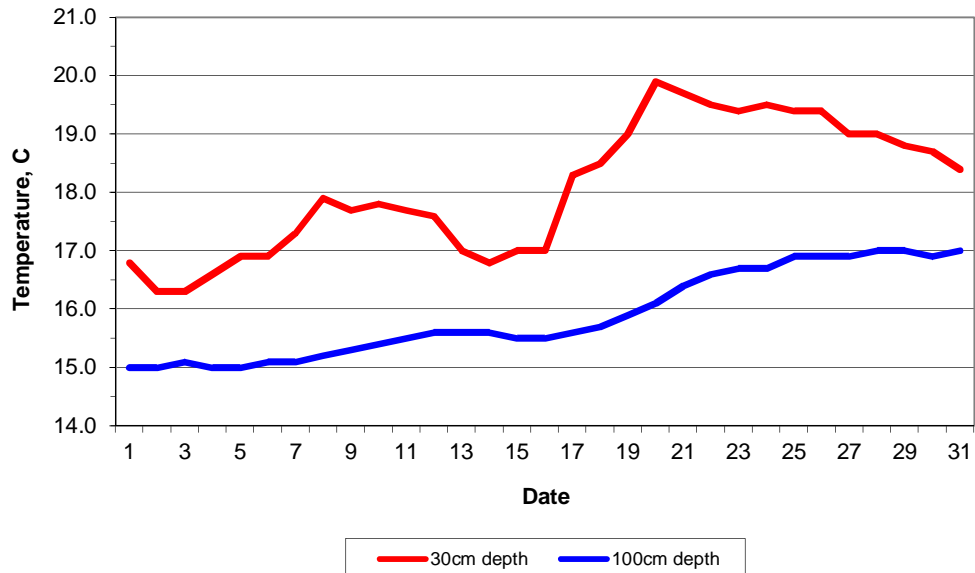
24 hour readings

Max maximum temperature (degC) beginning 09GMT Min minimum temperature (degC) ending 09GMT
Gmin grass minimum temperature (degC) ending 09GMT Rain precipitation beginning 09GMT
Sun sunshine (hours) sunrise-sunset Rain hrs hours of rainfall (>0.1mm/h) 09-09GMT
Fr. Hrs hours of air frost (00-24GMT) Pch Evap Piche evaporation (ml) beginning 09GMT

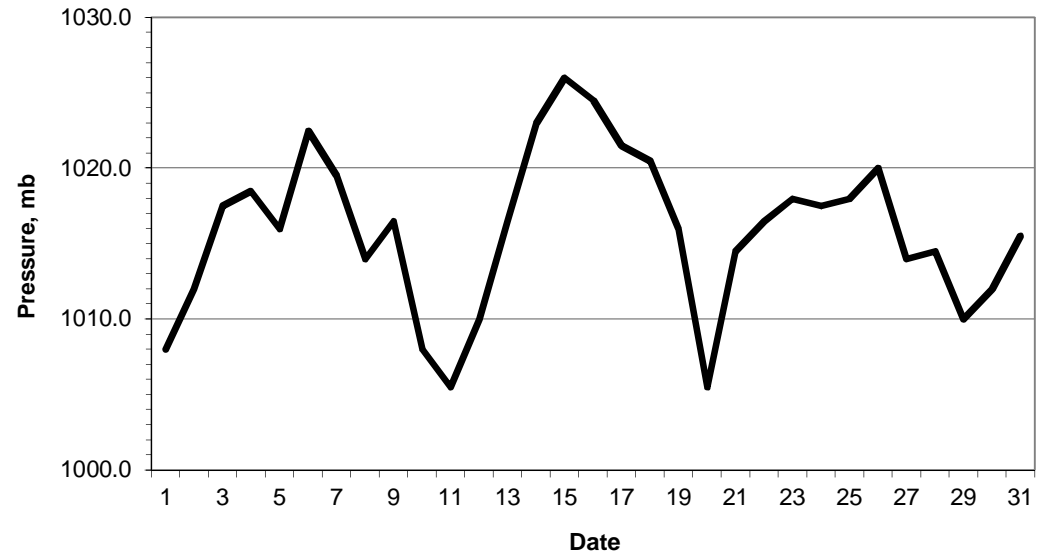
Days with

S snow(5) or sleet(1) falling L 50% snow cover at 09GMT H hail or ice pellets
T thunder heard G gale F fog at 09GMT

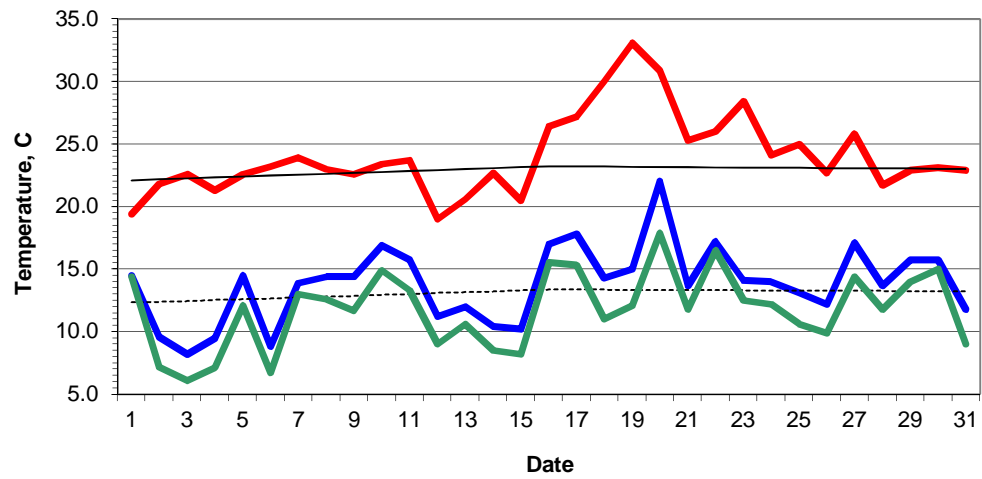
Daily soil temperatures, 0700GMT



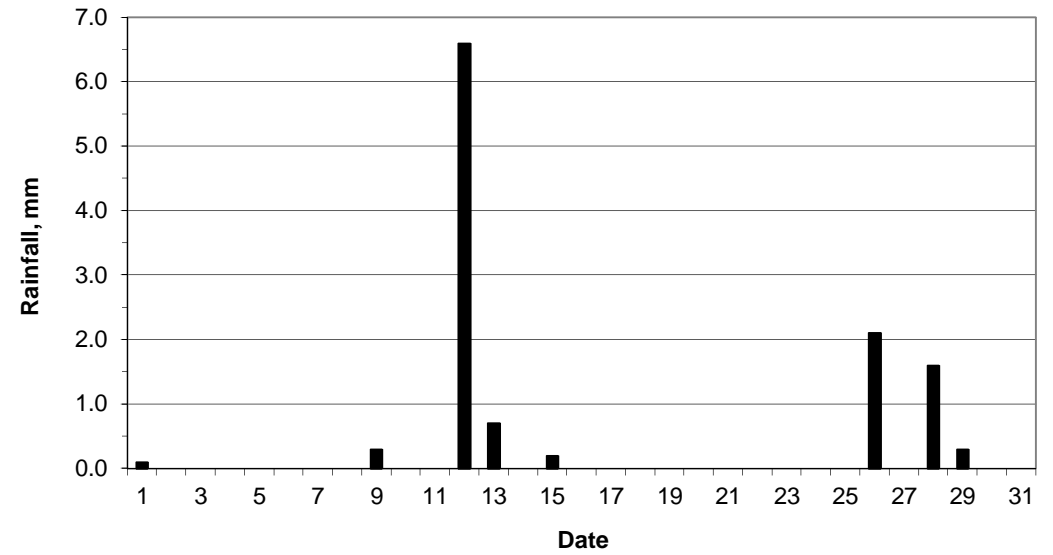
Mean sea level pressure, 0900GMT



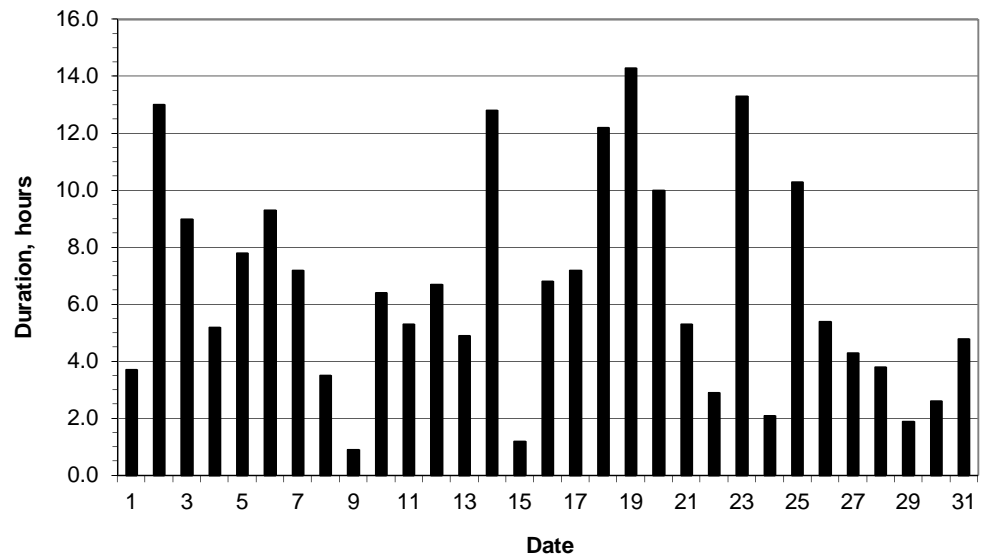
Daily temperature extremes



Daily rainfall



Daily sunshine



Daily evaporation

