

Key

DD: date

07GMT observations

N	cloud cover (oktas, 9=obscured)	dd	wind direction (degrees/10)
ff	wind speed (knots)		
ww	present weather code		
1	cloud decreasing	50	intermittent slight drizzle
2	sky not changing	60	intermittent slight rain
3	cloud increasing	61	continuous slight rain
5	haze	63	continuous moderate rain
10	mist	80	slight rain shower
21	recent rain		
VV	visibility (00-50 metres/100, 94 very poor, 95 poor, 96 moderate, 97 good)		

Soil temperatures are for 0700GMT beneath bare soil (5, 10, 20cm) or grass (30, 50, 100cm)

09GMT observations

Temp	temperature (degC)	RH	relative humidity (%)
E	state of ground (X1, X2 and X3 snow, 10 moist, 20 wet, 40 frozen)	SS	snow depth (cm)
Press	air pressure (mb)		

24 hour readings

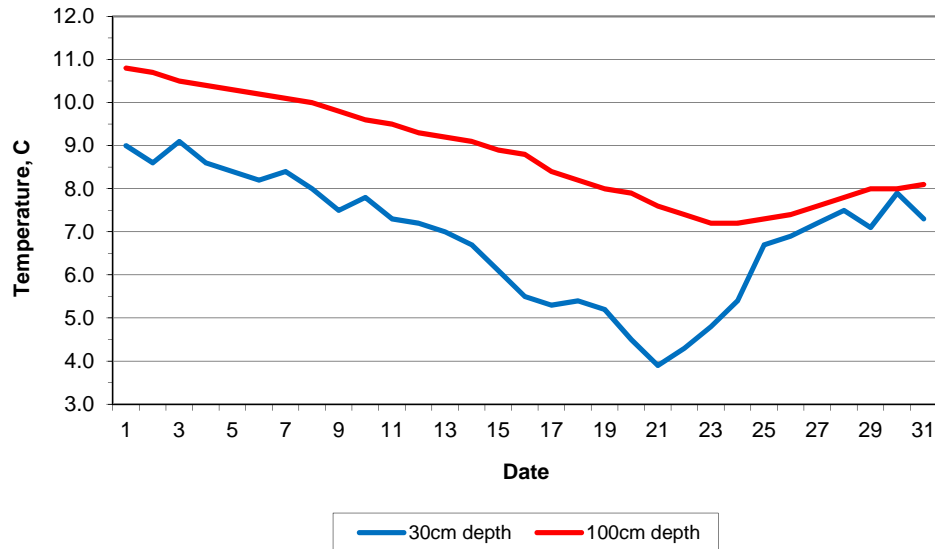
Max	maximum temperature (degC) beginning 09GMT	Min	minimum temperature (degC) ending 09GMT
Gmin	grass minimum temperature (degC) ending 09GMT	Rain	precipitation beginning 09GMT
Sun	sunshine (hours) sunrise-sunset	Rain hrs	hours of rainfall (>0.1mm/h) 09-09GMT
Fr. Hrs	hours of air frost (00-24GMT)	Pch Evap	Piche evaporation (ml) beginning 09GMT

Days with

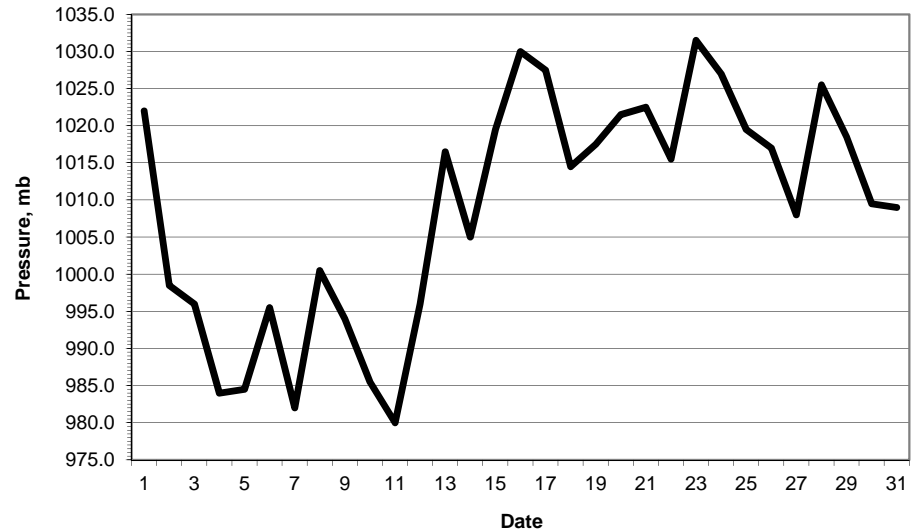
S	snow(5) or sleet(1) falling	L	50% snow cover at 09GMT	H	hail or ice pellets
T	thunder heard	G	gale	F	fog at 09GMT

This information (and data for earlier months) is also available at <http://www.met.reading.ac.uk/~brugge>

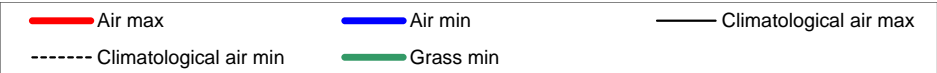
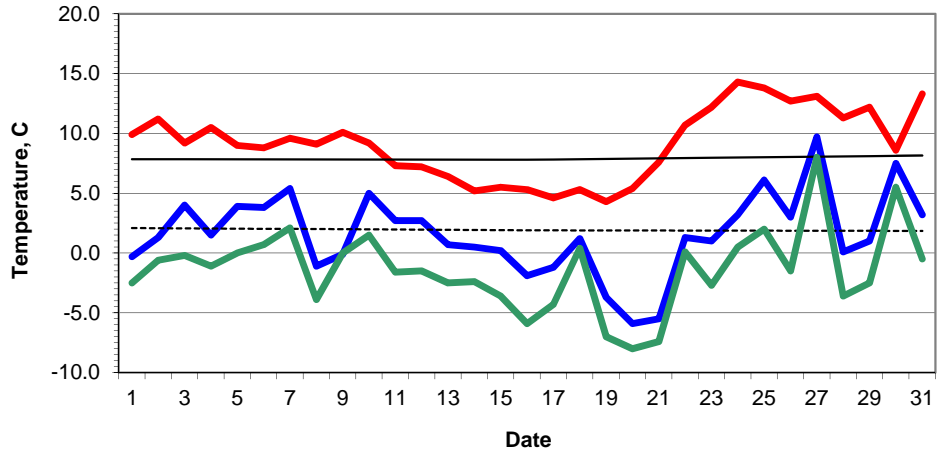
Daily soil temperatures, 0700GMT



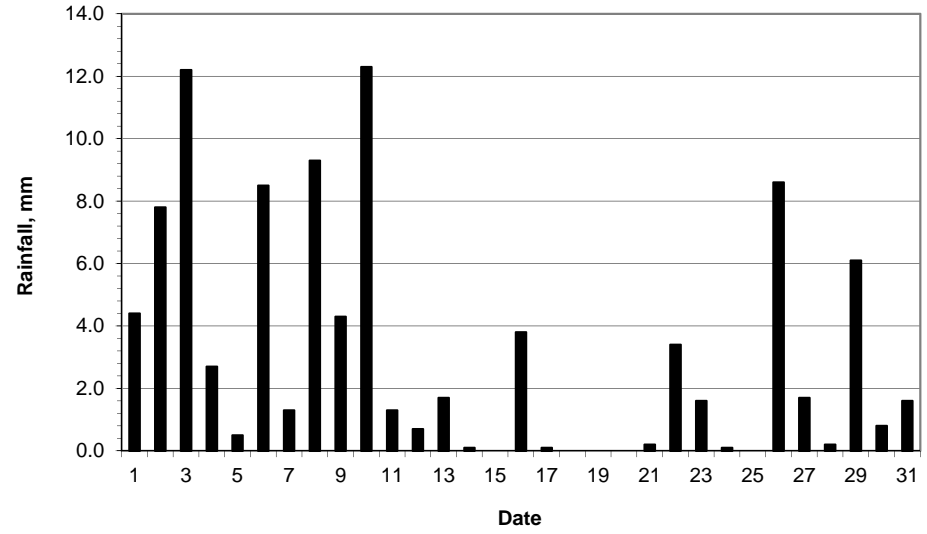
Mean sea level pressure, 0900GMT



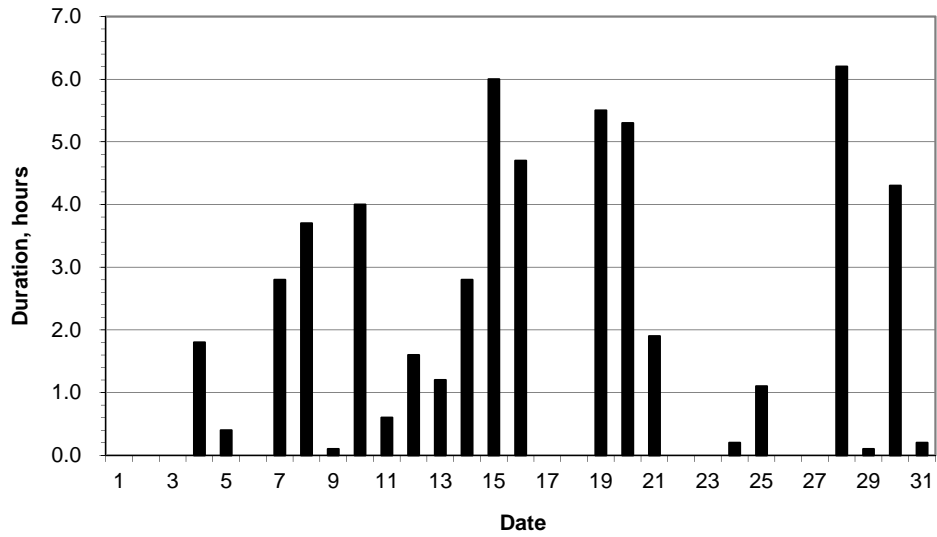
Daily temperature extremes



Daily rainfall



Daily sunshine



Daily evaporation

