



Key

DD: date

07GMT observations

N cloud cover (oktas, 9=obscured) dd wind direction (degrees/10)  
ff wind speed (knots)  
ww present weather code  
1 cloud decreasing 50 intermittent slight drizzle  
2 sky not changing 60 intermittent slight rain  
3 cloud increasing 61 continuous slight rain  
5 haze 63 continuous moderate rain  
10 mist 80 slight rain shower  
21 recent rain

VV visibility (00-50 metres/100, 94 very poor, 95 poor, 96 moderate, 97 good)

Soil temperatures are for 0700GMT beneath bare soil (5, 10, 20cm) or grass (30, 50, 100cm)

09GMT observations

Temp temperature (degC) RH relative humidity (%)  
E state of ground (X1, X2 and X3 snow, 10 moist, 20 wet, 40 frozen) SS snow depth (cm)  
Press air pressure (mb)

24 hour readings

Max maximum temperature (degC) beginning 09GMT Min minimum temperature (degC) ending 09GMT  
Gmin grass minimum temperature (degC) ending 09GMT Rain precipitation beginning 09GMT  
Sun sunshine (hours) sunrise-sunset Rain hrs hours of rainfall (>0.1mm/h) 09-09GMT  
Fr. Hrs hours of air frost (00-24GMT) Pch Evap Piche evaporation (ml) beginning 09GMT

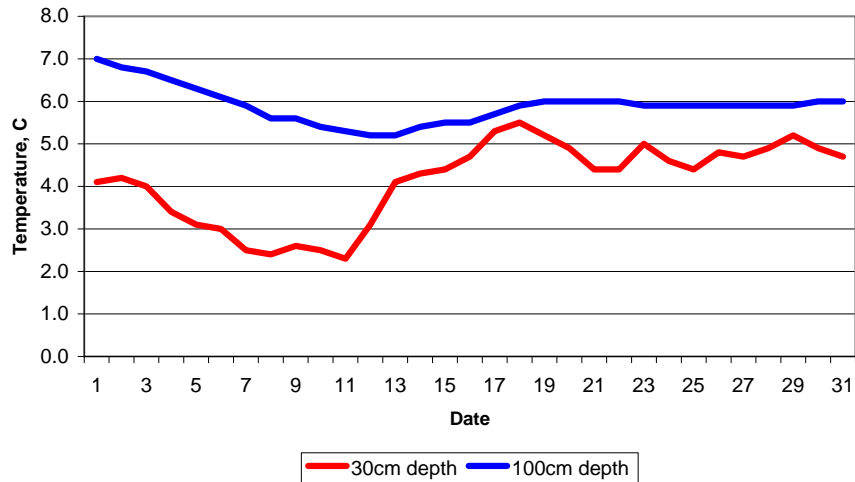
Days with

S snow(5) or sleet(1) falling L 50% snow cover at 09GMT H hail or ice pellets  
T thunder heard G gale F fog at 09GMT

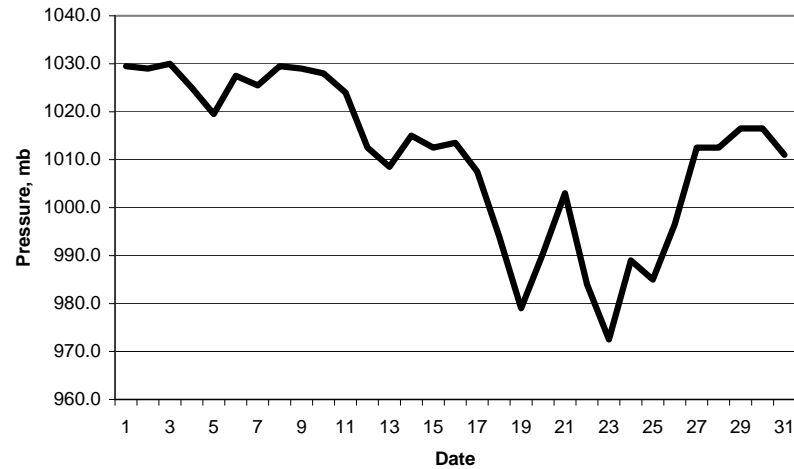
This information (and data for earlier months) is also available at

<http://www.met.rdg.ac.uk/~brugge>

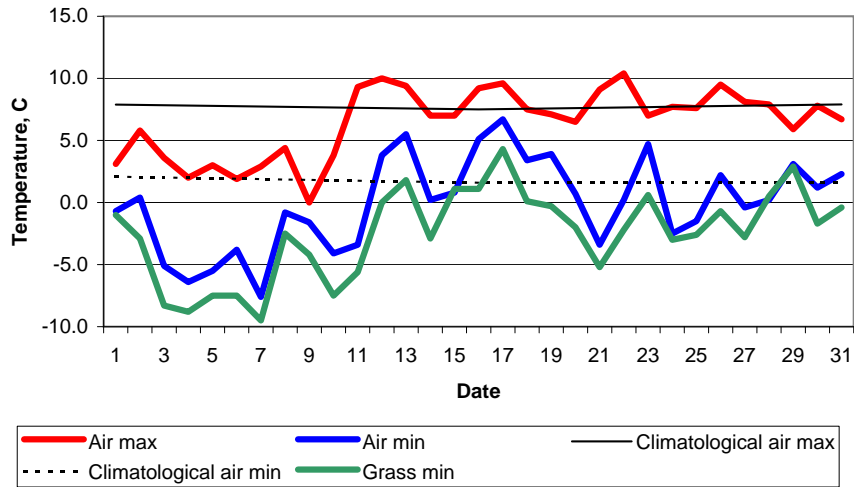
Daily soil temperatures, 0700GMT



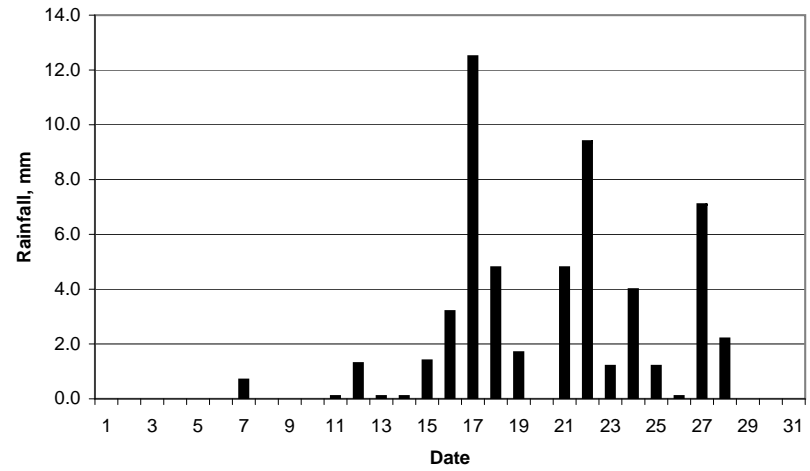
Mean sea level pressure, 0900GMT



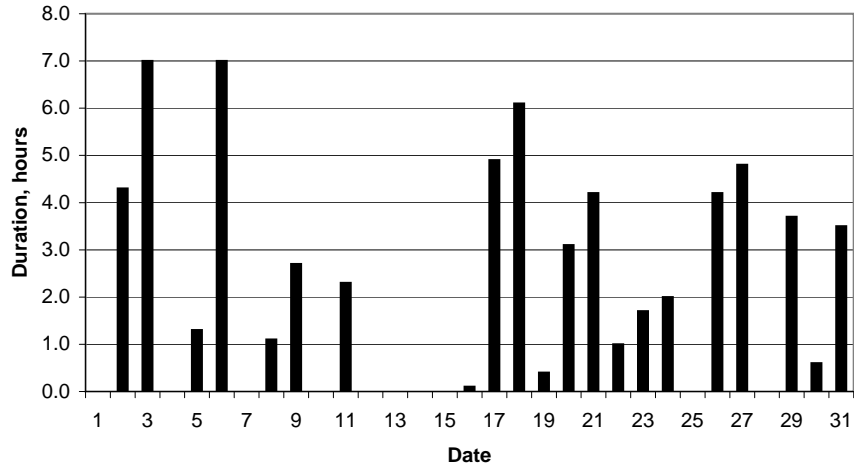
### Daily temperature extremes



### Daily rainfall



### Daily sunshine



### Daily evaporation

