



DD: date

07GMT observations

N	cloud cover (oktas, 9=obscured)	dd	wind direction (degrees/10)
ff	wind speed (knots)		
ww	present weather code		
1	cloud decreasing	50	slight drizzle
2	sky not changing	60	intermittent slight rain
3	cloud increasing	61	continuous slight rain
21	recent rain	71	continuous slight snow
25	recent rain shower	95	light thunderstorm
VV	visibility (00-50 metres/100, 94 very poor, 95 poor, 96 moderate, 97 good)		

Soil temperatures are for 0700GMT beneath bare soil (5, 10, 20cm) or grass (30, 50, 100cm)

09GMT observations

Temp	temperature (degC)	RH	relative humidity (%)
E	state of ground (X0 hail, X1 to X9 snow lying, 10 moist, 20 wet, 40 frozen)		
SS	snow depth (cm)		
Press	air pressure (mb)		

24 hour readings

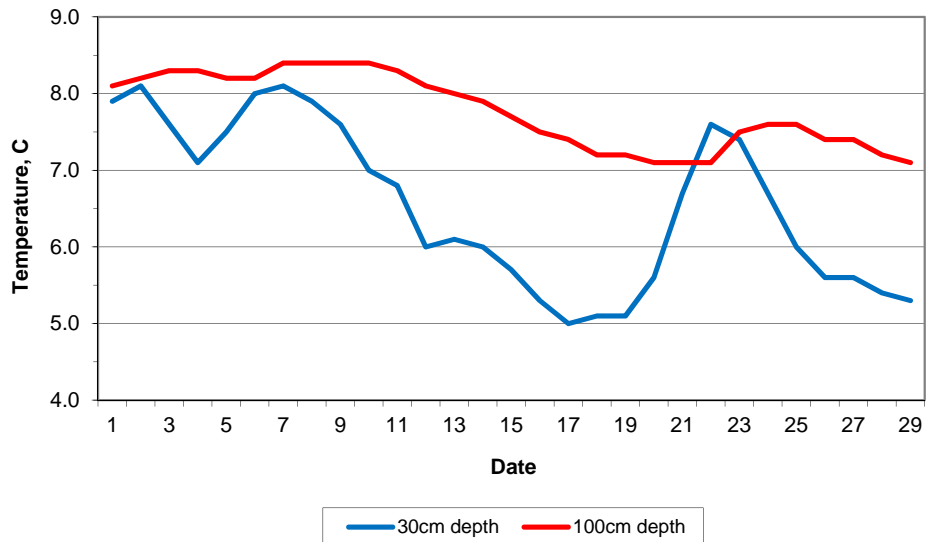
Max	maximum temperature (degC) beginning 09GMT	Min	minimum temperature (degC) ending 09GMT
Gmin	grass minimum temperature (degC) ending 09GMT	Rain	precipitation beginning 09GMT
Sun	sunshine (hours) sunrise-sunset	Rain hrs	hours of rainfall (>0.1mm/h) 09-09GMT
Fr. Hrs	hours of air frost (00-24GMT)	Pch Evap	Piche evaporation (ml) beginning 09GMT

Days with

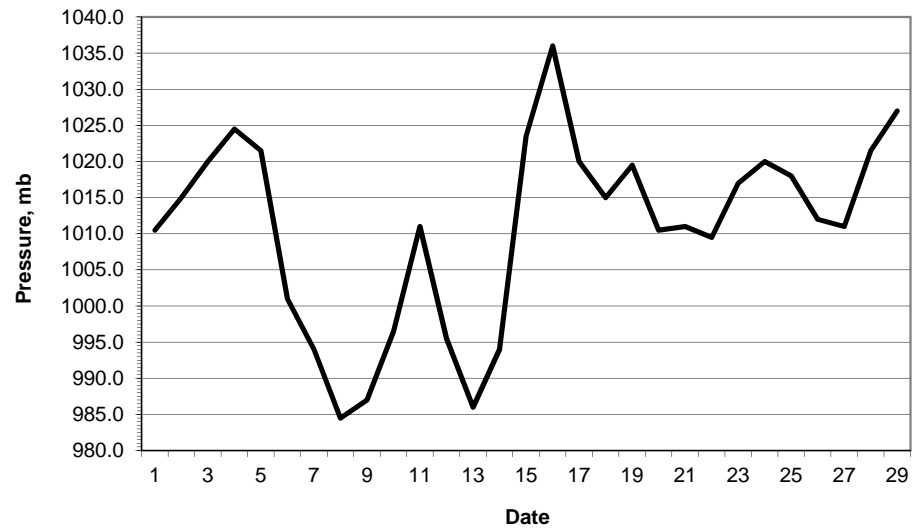
S	snow(5) or sleet(1) falling	L	50% snow cover at 09GMT	H	hail or ice pellets
T	thunder heard	G	gale	F	fog at 09GMT

This information (and data for earlier months) is also available at <http://www.met.reading.ac.uk/~brugge>

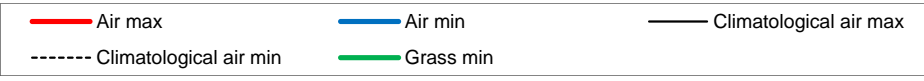
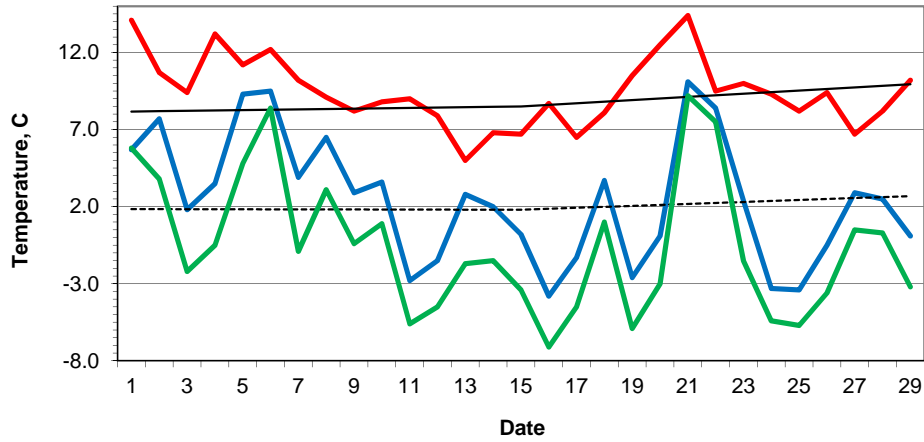
**Daily soil temperatures, 0700GMT**



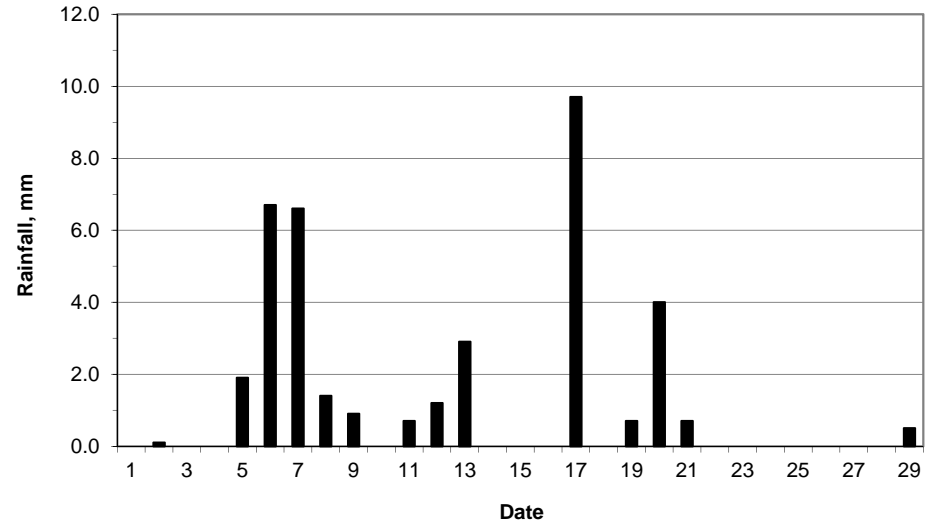
**Mean sea level pressure, 0900GMT**



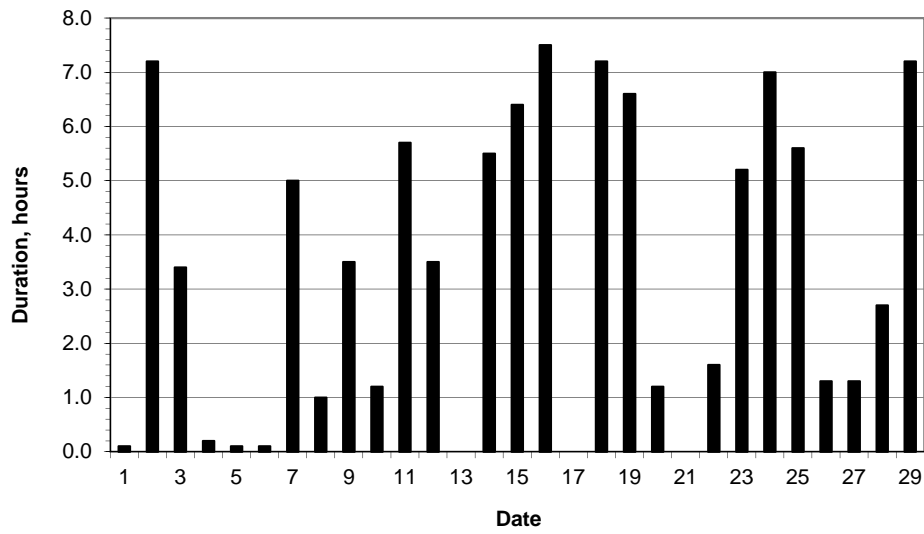
### Daily temperature extremes



### Daily rainfall



### Daily sunshine



### Daily evaporation

