



Key  
 DD: date  
 07GMT observations  
 N cloud cover (oktas, 9=obscured) dd wind direction (degrees/10)  
 ff wind speed (knots)  
 ww present weather code  
 1 cloud decreasing 25 recent rain shower  
 2 sky not changing 41 fog patches  
 3 cloud increasing 61 continuous slight rain  
 10 mist 80 light rain shower  
 21 recent rain 81 moderate rain shower  
 VV visibility (00-50 metres/100, 94 very poor, 95 poor, 96 moderate, 97 good)  
 Soil temperatures are for 0700GMT beneath bare soil (5, 10, 20cm) or grass (30, 50, 100cm)

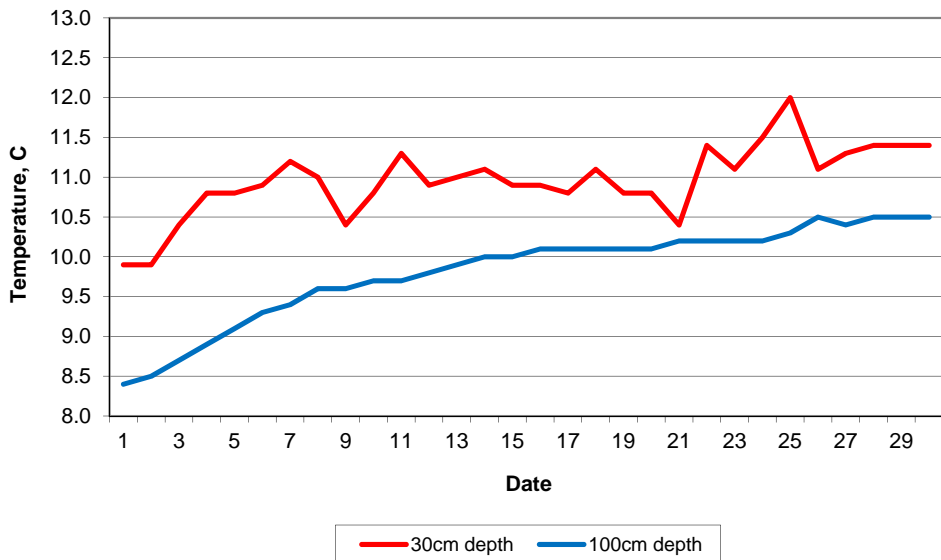
09GMT observations  
 Temp temperature (degC) RH relative humidity (%)  
 E state of ground (X1 slight snow, 10 moist, 20 wet, 90 cracked) SS snow depth (cm)  
 Press air pressure (mb)

24 hour readings  
 Max maximum temperature (degC) beginning 09GMT Min minimum temperature (degC) ending 09GMT  
 Gmin grass minimum temperature (degC) ending 09GMT Rain precipitation beginning 09GMT  
 Sun sunshine (hours) sunrise-sunset Rain hrs hours of rainfall (>0.1mm/h) 09-09GMT  
 Fr. Hrs hours of air frost (00-24GMT) Pch Evap Piche evaporation (ml) beginning 09GMT

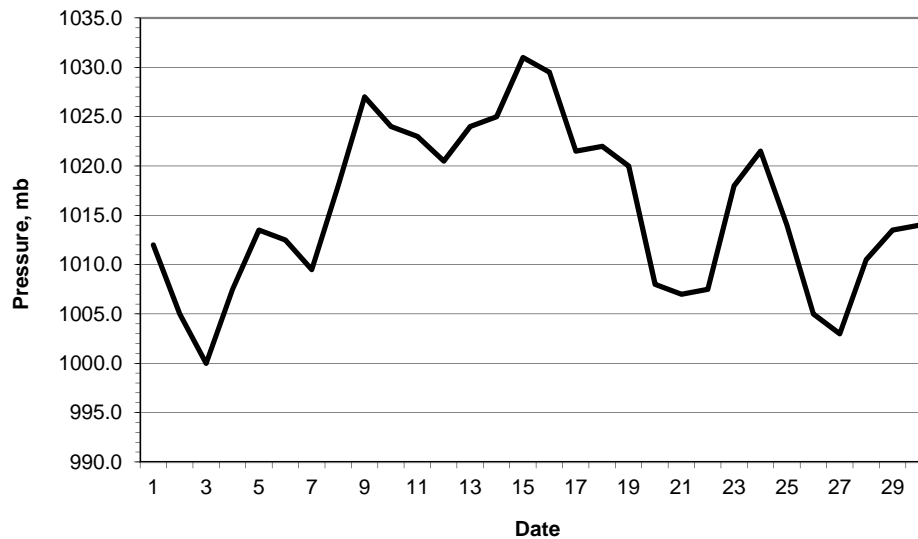
Days with  
 S snow(5) or sleet(1) falling L 50% snow cover at 09GMT H hail or ice pellets  
 T thunder heard G gale F fog at 09GMT

This information (and data for earlier months) is also available at <http://www.met.rdg.ac.uk/~brugge>

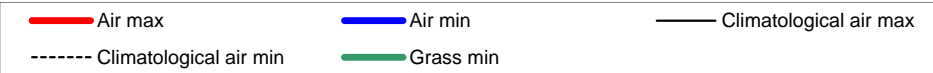
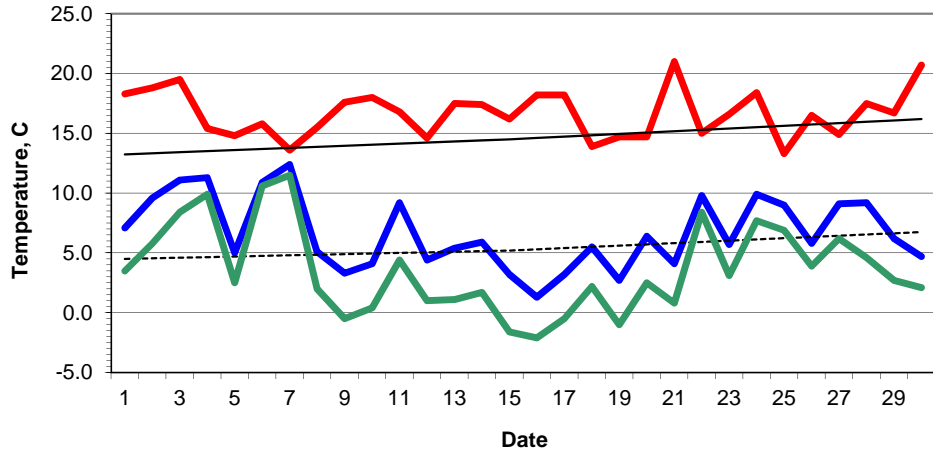
**Daily soil temperatures, 0700GMT**



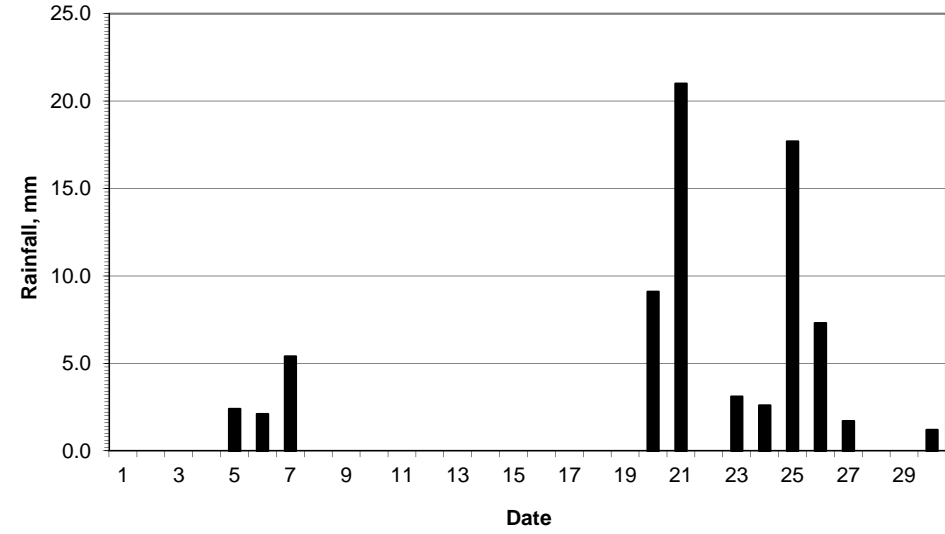
**Mean sea level pressure, 0900GMT**



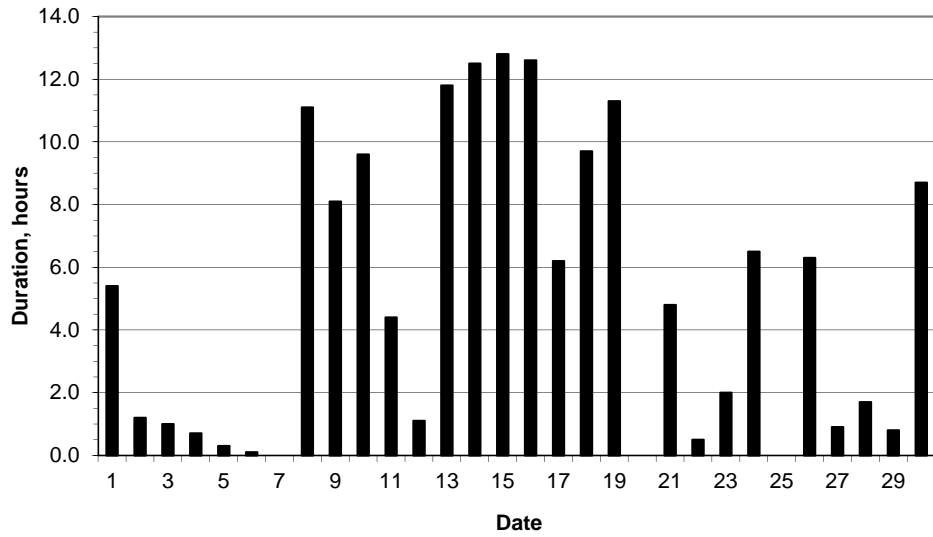
### Daily temperature extremes



### Daily rainfall



### Daily sunshine



### Daily evaporation

